

**2017**

**Goertek®**

**2018 03**

) (

	2017	12	31
3,245,103,948	10		1.00
0			

.....	2
.....	7
.....	11
.....	14
.....	30
.....	43
.....	48
.....	49
.....	59
.....	66
.....	67
.....	200

**Ġ. (ĠĠĠĠ) ĠĠĠĠ**

		( )
		2018 3
		" "
		( )
		( )
GNMC		Goertek Nikko MaChinery Co., Ltd


---

		2017 8
		" "
ANIMA		ANIMA AB
AM3D		AM3D A/S 2017 9

---

---

		App






	8 7 5-11

	2017	2016		2015
	25,536,730,614.49	19,287,807,649.88	32.40%	

1

2

3

	4,525,923,770.19	5,448,013,733.60	7,286,105,291.91	8,276,687,818.79
	299,118,555.50	419,723,631.66	666,496,570.10	753,887,407.38
	283,401,985.96	360,783,213.03	547,263,122.05	755,721,978.39
	357,015,079.81	1,155,048,538.19	-158,745,753.96	2,177,679,170.95

	2017	2016	2015	
	-25,687,680.57	-11,873,621.25	-8,530,010.55	
	238,747,614.80	68,784,321.11	43,060,048.86	
				31

				47
	1,369,831.07			
	13,523,889.08	6,019,868.77	13,314,984.84	
	227,953,654.38	62,930,568.63	47,845,023.15	
	36,064,134.79	10,018,853.78	7,767,655.79	
	-166,345.62	3,905.86	860,759.58	
	192,055,865.21	52,907,808.99	39,216,607.78	--

1

1

1

MEMS

/

" ODM" " JDM"

MEMS

MEMS

/

/

/

37

5

500

168

**1**

	14.86 %
	33.96%
	46.45% 2017

	160.37%	Kopin Corporation
	910.14%	
	63.43%	

2

1

/ / MEMS 3D

2017

2

3

/

4

IBM

2017

/

IDC

2017

14.62

2016

0.5

5G

2022

16.79

Strategy Analytics

2017

3200

IDC

2017

/

960

1.15

/

2,553,673.06

32.40%

213,922.62

29.53%

1,991,718.39

33.06%

311,914.16

36.48%

169,650.68

6.64%

11.37%

353,099.70

55.60%

115.25%

1

" " " "



3

			2017	2016	
			230,385.69	172,043.99	33.91%
			233,007.23	172,734.61	34.89%
			19,755.05	17,133.51	15.30%

30%

4

5

		2017		2016		
		15,238,073,803.66	77.89%	11,442,100,036.06	78.76%	33.18%
		1,850,714,830.95	9.46%	1,343,558,076.19	9.25%	37.75%
		2,474,793,087.90	12.65%	1,741,269,081.72	11.99%	42.13%

		2017		2016		
		8,541,753,930.29	73.82%	6,200,638,457.19	74.64%	37.76%
		1,409,396,835.92	12.19%	1,004,570,208.05	12.09%	40.30%
		1,619,177,459.79	13.99%	1,101,887,795.63	13.26%	46.95%
		6,696,319,873.37	83.77%	5,241,461,578.87	84.27%	27.76%
		441,317,995.03	5.53%	338,987,868.14	5.45%	30.19%
		855,615,628.11	10.70%	639,381,286.09	10.28%	33.82%

6

8

OPTIMAS

2

AM3D

7

8

	16,817,981,716.89
	65.86%
	0.00%

5

1		7,853,684,492.72	30.75%
2		5,401,173,880.92	21.15%
3		1,357,852,429.59	5.32%
4		1,237,401,244.22	4.85%
5		967,869,669.44	3.79%
	--	16,817,981,716.89	65.86%

2,581,489,094.88

15.80%

5		287,537,957.00	1.76%
	--	2,581,489,094.88	15.80%

## 3

	2017	2016		
	503,305,563.19	444,908,460.67	13.13%	
	2,195,088,040.60	1,754,434,871.70	25.12%	
	420,747,958.78	86,005,142.58	389.21%	

## 4

8,000

24

2017 4,079 1,671 419 2017 12 31

11,935 1,283 4,812 5,543

962

169,650.68 6.64%

169,650.68 6.64%

	2017	2016	
	8,226	6,732	22.19%
	17.56%	17.12%	0.44%
	1,696,506,769.27	1,338,835,837.39	26.72%

	6.64%	6.94%	-0.30%
	463,864,725.77	315,157,329.95	47.19%
	27.34%	23.54%	3.80%

## 5

	2017	2016	
	26,376,656,923.85	18,592,349,446.25	41.87%
	22,845,659,888.86	16,323,130,973.38	39.96%
	3,530,997,034.99	2,269,218,472.87	55.60%
	49,779,862.38	26,746,488.48	86.12%
	3,826,176,412.13	3,496,660,454.14	9.42%
	-3,776,396,549.75	-3,469,913,965.66	8.83%
	9,493,830,102.24	7,460,935,349.87	27.25%
	8,942,835,485.50	6,987,800,871.53	27.98%
	550,994,616.74	473,134,478.34	16.46%
	144,523,618.65	-702,164,201.85	-

26,376,656,923.85 41.87%

" " "

22,845,659,888.86 39.96%

" " "

67.60%

" " "



	107,051,079.80	0.40%	91,725,540.44	0.40%	0.00%	
	361,241,930.55	1.36%	138,740,000.00	0.61%	0.75%	Kopin

2


	0.00	-11,269,740.89	-11,269,740.89	0.00	169,951,481.05	0.00	158,681,740.16
	0.00	-11,269,740.89	-11,269,740.89	0.00	169,951,481.05	0.00	158,681,740.16

3

	115,403,396.84
	22,801,122.68
	138,204,519.52

1

275,337,645.99	93,330,000.00	195.02%



4

	169,951,481.05	-11,269,740.89	-11,269,740.89	169,951,481.05	0.00	0.00	158,681,740.16	
	169,951,481.05	-11,269,740.89	-11,269,740.89	169,951,481.05	0.00	0.00	158,681,740.16	

5

1

2014		245,342.00	47,358.62	245,572.77	0.00	0.00	0.00%	2,506.43	0.00

		80,000		12
2016 9 5		25,000	2016 12 9	25,000
2017 1 25		30,000		2017 12 31
		100.09%		

2

	( )	(1)	(2)	(3) (2)/(1)						
		95,342.00	95,342.00	30,010.55	94,527.21	99.15%	2017 12 31	503.03		
		90,000.00	90,000.00	12,912.57	90,544.17	100.60%	2017 06 30	47,889.84		
		60,000.00	30,000.00	0.00	30,478.90	101.60%	2016 12 31	49,535.73		
		0.00	30,000.00	4,435.50	30,022.49	100.07%	2017 06 30	1,724.88		
	--	245,342.00	245,342.00	47,358.62	245,572.77	--	--	99,653.48	--	--
	--	245,342.00	245,342.00	47,358.62	245,572.77	--	--	99,653.48	--	--



1

2

10%



JÑ

---

		MEMS
OPTIMAS CAPITAL PARTNERS FUND LP		
AM3D A/S		

**1**

Gartner

**3**

2018

+

/

1

2

3

4

5

6

**4**

2018

**5**

1

2

/

3

1

2017 01 19			2017 01 19
2017 02 15			2017 02 15 -17
2017 02 17			2017 02 15 -17
2017 02 20			2017 02 20 -21
2017 02 21			2017 02 20 -21
2017 03 22			2017 03 22
2017 03 24			2017 03 24
2017 04 27			2017 04 27
2017 08 18			2017 08 18
2017 08 22			2017 08 22
2017 10 20			2017 10 20
2017 10 24			2017 10 24

2015 -2017

2018 3 29

2018 -2020


3

2015

2015

152,645.9692

10

1.00

2016

2016 6 15

2016 6 14

152,661.4519

152,661,451.90

2016

2016

1,526,629,845

10

1.50 ( )

228,994,476.75

2016

1,526,629,845

10

10

1,526,629,845

2017

2017 4

27

10

1.5

230,796,406.05

10

10

2017

2017

3,245,103,948

10

1.00

324,510,394.80

2017	324,510,394.80	2,139,226,164.64	15.17%	0.00	0.00%
2016	230,796,406.05	1,651,496,619.77	13.97%	0.00	0.00%
2015	152,661,451.90	1,251,142,078.87	12.20%	0.00	0.00%

10					0
10					1.00
10					0
					3,245,103,948
					324,510,394.80
					7,606,876,589.47
					100%
					20
2,294,109,692.24	2017		7,606,876,589.47	2017	3,030,803,915.63
	7,853,476,568.01			2017	
3,245,103,948	10	1.00	( )		324,510,394.80

1


				2007 10 08		
	5%		1	2	2007 10 08	
			3			
			4			

	<p>2016 9 22    2016 11 2    2016 11 16</p> <p style="text-align: right;">2017 3 23</p> <p>2017 5 3    2017 5 17                    2017 3 22</p> <p style="text-align: center;">6</p> <p style="text-align: right;">2017 9 23</p>					

2017 5 10	[2017]15	16	2017	2017 6
12	2017 1 1		2017 1 1	
		16	2017	
16	2017	2017 1 1		

8  
OPTIMAS 2 AM3D

			180
			8
		1	4
			0
			0

2017 7 17

2017 119

2015 4 23 < " 1 "

> " 1 " 2015 8 19

< 2 > 2017

12 26 < 3

> 2015 4 24 2015 8 20 2017 12 27 " 1 "

" 2 " " 3 " 2015 6 24 2015

9 24 2018 2 9 2

" 1 "

30% " 1 " 41,411,300 1.28%

2017 9 " 2 "	26,043,496	0.80%	"
1 " " 2 "	67,454,796	2.08%	
2018 2 8 3			55,000,000
11.77 /	55,000,000 ,	1.69%	
" 3 "			2018 2 12
	122,454,796	3.77%	

1

2

3

4

5

1

1

2

3

2

1

A1		0			A2		0	
A3		0			A4		0	
	2016 03 29	98,013.00	2016 07 22	9,801.30				
	2017 03 22	98,013.00	2017 07 07	8,494.46				
	2016 03 29	98,013.00	2016 08 18	1,960.26				

			21					
	2016 03 29	98,013.00	2017 03 13	1,502.87				
	2017 03 22	98,013.00	2017 09 13	1,502.87				
	2016 03 29	98,013.00	2016 10 27	980.13				
	2016 03 29	98,013.00	2017 04 03	980.13				
	2017 03 22	98,013.00	2017 10 03	980.13				

	2016 03 29	98,013.00	2016 06 17	6,534.20				
	2016 03 29	98,013.00	2016 06 21	1,944.78				
	2016 03 29	98,013.00	2016 06 23	452.72				
	2016 03 29	98,013.00	2016 06 30	2,337.83				
	2016 03 29	98,013.00	2016 07 07	1,668.19				
	2016 03 29	98,013.00	2016 09 16	13,068.40				
	2016 08 18	98,013.00	2017 02 08	49,006.50				
	2016 08 18	98,013.00	2017 04 27	49,006.50				
	2017 03 22	98,013.00	2017 06 20	9,801.30				
Dynaudio Holding A/S	2016 04 22	26,136.80	2016 10 20	6,241.84				
Dynaudio Holding A/S	2016 04 22	26,136.80	2017 04 24	4,681.38				
			130,684.00				226,682.52	
	B1					B2		





1

	262,735,112	17.21%			262,488,511	-3,511,781	258,976,730	521,711,842	16.08%
3	262,735,112	17.21%			262,488,511	-3,511,781	258,976,730	521,711,842	16.08%
	262,735,112	17.21%			262,488,511	-3,511,781	258,976,730	521,711,842	16.08%
	1,264,259,233	82.79%			1,276,154,196	182,978,677	1,459,132,873	2,723,392,106	83.92%
1	1,264,259,233	82.79%			1,276,154,196	182,978,677	1,459,132,873	2,723,392,106	83.92%
	1,526,994,345	100.00%			1,538,642,707	179,466,896	1,718,109,603	3,245,103,948	100.00%

10 10 2016

3,245,103,948

2017 4 14 2016

2017

2016

	2016	
	1.08	0.54
	1.08	0.54
	7.10	3.55

2

	208,163,069	0	208,163,069	416,326,138		2017 1 1
	3,671,075	0	3,671,075	7,342,150		2017 1 1
	8,100,000	0	8,100,000	16,200,000		2017 1 1
	1,677,937	0	1,677,937	3,355,874		2017 1 1
	1,665,090	3,330,180	1,665,090	0		2017 7 20
	0	0	65,000	65,000		2017 4 25
	38,471,480	1	38,471,479	76,942,958		2017 1 1
	986,461	246,600	739,861	1,479,722		2017 1 1
	262,735,112	3,576,781	262,553,511	521,711,842	--	--

1

2

10 10 2016

3,245,103,948

2,317,525,211.95

3

1

	85,297		104,048	8		8	0	0
5%		10						
		23.91%	776,045,479	386,048,128		776,045,479		160,000,000

10 3			
10			
		776,045,479	776,045,479
		138,775,380	138,775,380
		46,739,320	46,739,320
	" 1 "	41,411,300	41,411,300
		31,573,800	31,573,800
		31,356,515	31,356,515
	1	31,197,705	31,197,705
		29,174,912	29,174,912
	" 2 "	26,043,496	26,043,496
		25,647,654	25,647,654
10 10	10		
10 4		140,000,000	776,045,479

10

10

10

10

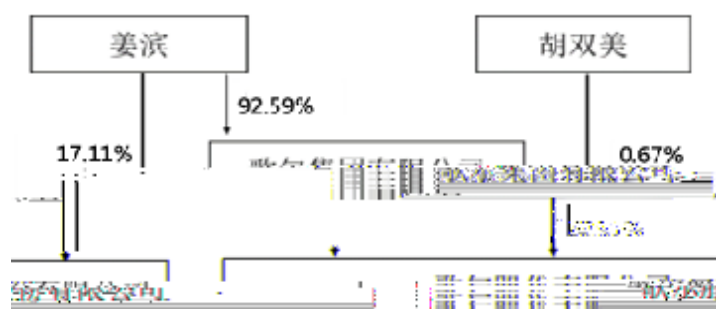
2

	/			
		2001 04 24	913707007286084226	

--	--

3

10		



4      10%

5



--	--	--	--	--	--	--	--	--	--	--	--	--



" " 863 MEMS " " 863

973

" 863 "

20

:

2001

:

2001

2001

Southern Cross University

2001

2006

CICPA

ACCA

2010

3D

IBM

IBM

			2016 01 01	2018 12 31	
			2016 01 01	2018 12 31	
			2016 01 01	2018 12 31	
			2016 01 01	2018 12 31	

			2016 10 19	2017 12 29	
			2017 09 23		
			2016 03 22		
			2015 09 24		
			2016 11 23		
			2015 09 22		
			2015 08 04	2018 1 18	
	Dynaudio Holding A/S		2016 12 14		
			2015 08 18		

			2016 01 22		
			2017 10 31		
	( )		2017 05 01		
	Dynaudio Holding A/S		2016 12 14		
		/	2016 11 26		
		/	2017 11 30		
			2015 08 18		
			2017 08 18		
			2017 10 31		
			2015 09 23		
			2017 08 14		
		/	2015 12 07		
			2016 11 23		
		/	2017 08 26		
			2016 01 22		
			2016 04 26		
		/	2016 11 30		
		/	2015 12 10		
			2016 10 09		
	ANIMA AB		2015 07 03		
			2017 03 22		
		/	2016 07 25		
			2017 12 29		
			2016 10 19		
			2015 08 04		
		/	2017 05 29		
			2017 09 23		
			2015 01 27		

		/	2015 02 23		
			2015 05 18		
			2015 06 01		
		/	2015 06 04		
			2017 10 14		
			2017 04 09		
		/	2015 02 13		
		/	2015 10 29		
	( )		2016 03 26		
		/	2017 04 25		
			2015 03 12		
			2016 07 05		
			2015 06 26		
			2017 11 30		
			2016 10 09		
			2017 11 09		
			2015 09 24		
			2015 12 07		
			2016 11 26		
	Eco Trust Japan Co., Ltd.		2017 01 20		
			2015 11 17		
	( )		2016 03 26		
			2017 04 25		
			2017 10 31		
		/	2016 12 30		
			2016 11 22		
			2017 10 31		

			52		180	
			44		180	
			60		18	
			47		18	
			52		0	
			44		24	
			41		20	
			42		120	
			52		120	
			42		120	
			42		120	
			48		120	
			47		120	
			50		120	
			40		120	
			51		120	
			45		120	
			47		18	
			58		18	
	--	--	--	--	1,676	--

## 1

	27,317
	19,530
	46,847
	46,847
	0
	26,050
	754
	16,211
	257
	3,575
	46,847
	25,031
	9,930
	9,508
	2,319
	59
	46,847

## 2

2017

" "



1

2

3

4

5

6

7

1

2

3

4

5

1

2017		43.78%	2017 03 01	2017 03 02	2017 2017-012
2016		44.99%	2017 04 14	2017 04 15	2016 2017-026
2017		44.71%	2017 09 12	2017 09 13	2017 2017-075

2

1


	9	2	7	0	0		0
	9	1	7	1	0		1
	9	2	7	0	0		1

2

3

1

2017

2

2017

1

2

	2018 03 30	
	2018 03 30	2017
		100.00%
		100.00%
	1	
	2	
	3	
	4	

	1	
	2	
	3	
	4	
	1	





	2018 03 29
	[2018]96010036

[2018]96010036

" "

2017 12 31

2017

2017

12 31 3 1 3 1

1

39 2017

25,102,527,620.85

2

1

2

3

4

5

6

1

31" " 32" " 47" "

2017 162,018,134.15 - 270,425,474.27

238,747,614.80

2

1

2 2017

3

4

5

2017

2018 3 29

1

2017 12 31

	3,473,251,001.59	3,468,294,390.45
	40,182,134.84	51,640,187.21
	6,290,563,594.39	5,404,065,024.27
	84,047,429.61	67,383,463.72

	249,790,661.60	217,483,363.27
	9,567,075,958.26	7,141,603,302.13
	865,304,267.42	1,615,772,330.10
	1,610,144,271.45	1,452,935,940.75
	270,186,885.72	165,322,359.45
	45,983,667.98	98,456,198.95
	113,225,558.70	120,411,706.31
	108,649,002.20	130,353,335.63
	132,713,795.76	13,138,135.66
	13,324,315,999.64	11,094,216,672.25
	26,570,592,215.26	22,912,092,546.16
	4,377,461,986.48	4,117,969,980.09
	11,534,000.00	
	373,050,259.18	202,750,220.62
	4,533,024,810.74	3,676,250,614.60
	59,179,431.23	36,330,417.89
	495,611,673.86	453,222,443.76
	224,853,660.87	231,078,879.41
	4,194,669.38	4,392,007.31

---

	75,770,955.17	78,262,196.07
	307,663,292.70	415,852,597.63
	10,462,344,739.61	9,216,109,357.38

	7,853,476,568.01	6,211,693,581.18
	14,894,652,290.15	10,845,234,824.19
	22,820,205.14	3,197,329.78
	14,917,472,495.29	10,848,432,153.97
	26,570,592,215.26	22,912,092,546.16

2

	2,355,450,936.77	2,302,294,962.19
	39,740,953.84	50,840,187.21
	5,876,220,212.93	4,420,199,183.35
	51,063,567.80	93,972,498.51
	1,453,873,114.17	963,634,203.91
	2,197,209,496.16	1,486,768,309.08
	158,574,189.09	162,583,549.27
	12,132,132,470.76	9,480,292,893.52
	158,681,740.16	
	2,782,456,616.03	2,715,706,484.17
	7,543,061,026.56	5,593,161,193.20
	526,065,598.85	960,762,429.57

	1,110,171,630.64	893,657,731.04
	20,075,668.85	11,250,695.02

	63,258,550.03	152,282,300.02
	63,258,550.03	2,706,640,879.38
	9,602,762,898.72	9,232,849,882.71
	3,245,103,948.00	1,526,629,845.00
		409,511,432.99
	3,030,803,915.63	2,011,728,483.69
	-9,579,279.76	
	969,731,620.32	740,320,651.10
	7,606,876,589.47	5,772,974,272.50
	14,842,936,793.66	10,461,164,685.28
	24,445,699,692.38	19,694,014,567.99

## 3

	25,536,730,614.49	19,287,807,649.88
	25,536,730,614.49	19,287,807,649.88
	23,259,372,553.64	17,447,881,506.55
	19,917,183,898.74	14,969,060,198.52

	138,863,265.36	119,026,821.22
	503,305,563.19	444,908,460.67
	2,195,088,040.60	1,754,434,871.70
	420,747,958.78	86,005,142.58
	84,183,826.97	74,446,011.86
	-3,479,811.68	1,865,521.62
	-3,479,811.68	1,865,521.62
-		
-	-15,397,040.57	-11,255,390.84
	238,747,614.80	
	2,497,228,823.40	1,830,536,274.11
	14,909,652.60	74,917,889.74
	286,753.00	
	11,676,403.52	731,930.27
	10,577,393.00	618,230.41
	2,500,462,072.48	1,904,722,233.58
	393,707,476.08	295,772,867.39
	2,106,754,596.40	1,608,949,366.19
	2,106,754,596.40	1,608,949,366.19
	2,139,226,164.64	1,651,496,619.77
	-32,471,568.24	-42,547,253.58
	-87,351,942.83	-15,823,505.57



-

	18,856,788,995.79	13,604,464,979.23
	14,558,300,221.56	10,670,778,586.44
	118,042,119.23	106,482,201.82
	273,762,277.47	172,517,957.87
	1,576,552,676.36	1,186,323,720.35
	355,669,938.31	62,771,387.66
	324,248,830.69	40,664,142.85
	722,508,020.53	12,795,240.25
	-23,615,438.14	-5,190,788.15
	-8,877,071.93	-10,208,518.89
	196,656,283.99	
	2,560,500,164.76	1,367,513,703.60
	9,886,081.25	37,262,806.05
	286,753.00	
	2,722,732.91	4,552.70
	1,867,807.37	
	2,567,663,513.10	1,404,771,956.95
	273,553,820.86	198,647,605.03
	2,294,109,692.24	1,206,124,351.92
	2,294,109,692.24	1,206,124,351.92
	-9,579,279.76	
1.		
2.		

	-9,579,279.76	
1.		
2.	-9,579,279.76	
3.		
4.		
5.		
6.		
	2,284,530,412.48	1,206,124,351.92

5

PLÁNÍ

	24,075,745,412.44	17,373,898,336.26

	1,960,965,748.52	911,008,406.69
	339,945,762.89	307,442,703.30
	26,376,656,923.85	18,592,349,446.25
	17,418,641,836.92	12,087,093,439.14
	3,646,842,724.75	2,688,479,669.14
	596,323,366.73	511,986,060.09
	1,183,851,960.46	1,035,571,805.01
	22,845,659,888.86	16,323,130,973.38
	3,530,997,034.99	2,269,218,472.87
	38,245,862.38	26,746,488.48
	11,534,000.00	
	49,779,862.38	26,746,488.48
	3,546,328,329.14	3,340,202,889.72
	275,337,645.99	146,140,224.95
		10,317,339.47
	4,510,437.00	
	3,826,176,412.13	3,496,660,454.14
	-3,776,396,549.75	-3,469,913,965.66

	17,376,431.85	1,500,000.00
	7,965,041.85	1,500,000.00
	7,141,099,340.26	5,944,167,999.86
	2,335,354,330.13	1,515,267,350.01
	9,493,830,102.24	7,460,935,349.87
	6,286,102,432.93	5,434,742,464.78
	418,425,708.75	345,600,758.23
	2,238,307,343.82	1,207,457,648.52
	8,942,835,485.50	6,987,800,871.53
	550,994,616.74	473,134,478.34
	-161,071,483.33	25,396,812.60
	144,523,618.65	-702,164,201.85
	3,213,323,986.10	3,915,488,187.95
	3,357,847,604.75	3,213,323,986.10

## 6

	17,969,186,134.86	13,295,598,545.20
	1,835,626,959.18	857,846,934.98
	135,932,014.64	205,663,586.10
	19,940,745,108.68	14,359,109,066.28
	13,246,471,654.74	10,019,660,328.10
	2,015,874,080.94	1,588,982,462.81
	355,304,733.47	318,540,710.79
	988,263,524.57	718,972,954.55

	16,605,913,993.72	12,646,156,456.25
	3,334,831,114.96	1,712,952,610.03
		37,986,028.40
	746,123,458.67	
	99,455,760.29	26,314,802.41
	1,959,907,678.43	1,927,893,237.36
	2,805,486,897.39	1,992,194,068.17
	3,264,496,122.53	2,093,788,739.55







4												
	1,538,642,707.00			-1,554,893,319.55						-37,235,802.54	53,486,415.09	
1	1,538,642,707.00			-1,538,642,707.00								
2												
3												
4				-16,250,612.55						-37,235,802.54	53,486,415.09	
1												
2												
	3,245,103,948.00			2,950,700,838.47	-124,363,467.05	969,734,402.72				7,853,476,568.01	22,820,205.14	14,917,472,495.29



[Redacted]										
[Redacted]										[Redacted]
[Redacted]	[Redacted]	[Redacted]	[Redacted]	[Redacted]	[Redacted]	[Redacted]	[Redacted]	[Redacted]	[Redacted]	[Redacted]
[Redacted]	[Redacted]	[Redacted]	[Redacted]	[Redacted]	[Redacted]	[Redacted]	[Redacted]	[Redacted]	[Redacted]	[Redacted]

1											1,500,000.00	1,500,000.00
2	170,153.00			-735,425.27	4,502,017.00							3,936,744.73
3					-41,631,100.00							-41,631,100.00
4					-4,382,921.67						-48,427,303.28	-52,810,224.95
										-152,661,451.90		-152,661,451.90
1												
2												
3										-152,661,451.90		-152,661,451.90
4												
1												

2													
3													
4													
									120,612,435.19		-120,612,435.19		
1									120,612,435.19		-120,612,435.19		
2													

	1,526,629,845.00			409,511,432.99	2,011,728,483.69			740,320,651.10	5,772,974,272.50	10,461,164,685.28
	1,718,474,103.00			-409,511,432.99	1,019,075,431.94		-9,579,279.76	229,410,969.22	1,833,902,316.97	4,381,772,108.38
							-9,579,279.76		2,294,109,692.24	2,284,530,412.48
	179,831,396.00			-409,511,432.99	2,557,718,138.94					2,328,038,101.95
1										
2	179,466,896.00			-409,377,197.27	2,548,537,013.22					2,318,626,711.95
3	364,500.00				9,046,890.00					9,411,390.00
4				-134,235.72	134,235.72					
								229,410,969.22	-460,207,375.27	-230,796,406.05



2	170,153.00			-735,425.27	4,502,017.00						3,936,744.73
---	------------	--	--	-------------	--------------	--	--	--	--	--	--------------

---

" " " " " " " 2007 7 27  
 " "  
 2001 6 25 2007 5 2007 172  
 2007 6 26 2007 2016 10 "  
 " " " 2,940 17  
 " "  
 2007 7 18 17 2007 6 30  
 1 0.8  
 2008 613  
 A 3,000 18.78  
 [2008] 19 2008 5 22  
 12,000 2008 7 22  
 2009 4 17 2008 2008 12 31 12,000  
 10 10 12,000 24,000  
 2009 2427



8 2

1

33 76 2006 2 15 42

15 2014

2

12

23

28"

1

2017 12 31 2017

2014

15

2

1 1 12 31

3

12

4

5

1

2

12



		2
22		12
9		

7

8

1

2

3

/

9

1

2

A.

B.

C.

A.

B.





5

6

7

8

9

10

1

	100	10%
	+O ÿ l, 'H =½ Ä #€€Ó{B Z	

4-6	5.00%	5.00%
7-12	10.00%	10.00%
1 2	30.00%	30.00%
2 3	50.00%	50.00%
3	100.00%	100.00%

	0.00%	0.00%

3


11

1

2

3

4

5

**12**

9

1

/

22

2

20

6 2

13

18

110

14

1

2

		20-30	5%-10%	3%-4.75%
		5-10	5%-10%	9%-19%
		5-10	5%-10%	9%-19%
		5	5%-10%	18%-19%
		5	5%-10%	18%-19%

3

15

18"

"

16

3

17

1

2

3

18

19

20

1

2

3

4

21

1

2

3

22

1

/

2

23

1

2

/

/

3

4

**24**

**1**



3

4

26

1

2

27

28

1

	1				
	2	2017	8	17	
			16	---	2017
					2018
					3
	29				
	42				---

2017 4 28

[2017]13

42

2017 5 28

2017 5 10

[2017]15

16

2017

2017 6

12

2017 1 1

2017 1 1

16

2017

16

2017

2017 1 1

2017 8 17

2017 12 25

2017 30

" "

30

16

2017 1 1

2017 12 25		2016	11,255,390.84
2017 30		2016	2,278,162.50
		2016	13,533,553.34
30		2016	10,208,518.89
		2016	2,680,127.27
		2016	12,888,646.16

2

29

1

	17%	17%





**1**

	526,955.98	596,151.35
	3,357,320,648.77	3,212,727,834.75
	115,403,396.84	254,970,404.35
	3,473,251,001.59	3,468,294,390.45
	147,718,255.05	161,594,631.83

**2****1**

	40,182,134.84	51,640,187.21
	40,182,134.84	51,640,187.21

**2****3**

	30,351,551.75	

3

1

	1,710,842.60	0.03%	1,710,842.60	100.00%	0.00	71,398,565.41	1.30%	8,965,565.41	12.56%	62,433,000.00
	6,383,260,992.35	99.97%	92,697,397.96	1.45%	6,290,563,594.39	5,435,798,075.76	98.70%	94,166,051.49	1.73%	5,341,632,024.27
	6,384,971,834.95	100.00%	94,408,240.56	1.48%	6,290,563,594.39	5,507,196,641.17	100.00%	103,131,616.90	1.87%	5,404,065,024.27

	1,710,842.60	1,710,842.60	100.00%	
	1,710,842.60	1,710,842.60	--	--

1			
3	5,792,406,901.68	57,924,069.02	1.00%
4-6	541,340,365.30	27,067,018.27	5.00%
7-12	40,059,513.75	4,005,951.37	10.00%
1	6,373,806,780.73	88,997,038.66	1.40%
1 2	7,157,148.92	2,147,144.68	30.00%
2 3	1,487,696.17	743,848.09	50.00%
3	809,366.53	809,366.53	100.00%
	6,383,260,992.35	92,697,397.96	1.45%

2

242,189.07

1,369,831.07

3

	7,595,734.34

--	--	--	--	--	--

---

Lily Robotics, Inc.		7,595,734.34			
---------------------	--	--------------	--	--	--

Lily Robotics, Inc.

**4**

5

1

	115,986,031.50	100.00%	8,934,951.70	7.70%	107,051,079.80	104,481,877.33	100.00%	12,756,336.89	12.21%	91,725,540.44
	115,986,031.50	100.00%	8,934,951.70	7.70%	107,051,079.80	104,481,877.33	100.00%	12,756,336.89	12.21%	91,725,540.44

1				
3		65,535,460.59	655,354.60	1.00%
4-6		12,091,708.78	604,585.43	5.00%
7-12		31,606,469.07	3,160,646.91	10.00%
1		109,233,638.44	4,420,586.94	4.05%
1	2	1,598,824.62	479,647.39	30.00%
2	3	2,237,702.14	1,118,851.07	50.00%
3		2,915,866.30	2,915,866.30	100.00%
		115,986,031.50	8,934,951.70	7.70%

**2**

-3,818,935.70

0.00

**3**



2,449.49

5		898,000.00	3	0.78%	8,980.00
	--	83,794,842.84	--	72.25%	4,954,394.16

6

7

8

6

1

	1,512,250,800.20	9,837,861.77	1,502,412,938.43	1,010,252,381.23	10,809,007.21	999,443,374.02
	379,378,245.76	1,434,596.41	377,943,649.35	273,095,841.29	676,180.22	272,419,661.07
	842,786,759.70	5,524,029.64	837,262,730.06	975,763,622.44	5,350,374.08	970,413,248.36
	277,011,613.23	0.00	277,011,613.23	190,455,498.38	0.00	190,455,498.38
	3,011,427,418.89	16,796,487.82	2,994,630,931.07	2,449,567,343.34	16,835,561.51	2,432,731,781.83

	5,350,374.08	7,637,370.41	0.00	7,463,714.85	0.00	5,524,029.64
	16,835,561.51	36,657,873.70	0.00	36,696,947.39	0.00	16,796,487.82


3

0

4

7

	250,074,905.25	300,646,437.08
	2,981,385.03	933,536.22
	3,493,754.04	455,512.69
	256,550,044.32	302,035,485.99

8

1

	361,241,930.55		361,241,930.55	138,740,000.00	138,740,000.00
	158,681,740.16		158,681,740.16		
	202,560,190.39		202,560,190.39	138,740,000.00	138,740,000.00
	361,241,930.55		361,241,930.55	138,740,000.00	138,740,000.00

2



	88,139,211.85			-23,615,438.14						64,523,773.71
	217,483,363.27	33,509,974.55		-3,479,811.68	2,277,135.46					249,790,661.60
	217,483,363.27	33,509,974.55		-3,479,811.68	2,277,135.46					249,790,661.60

## 10

## 1

1.	3,498,531,090.31	4,999,824,180.41	619,251,871.56	213,901,788.00	20,470,761.91	9,351,979,692.19
2.	898,367,009.98	2,171,130,899.98	377,078,505.31	68,251,925.50	1,881,783.41	3,516,710,124.18
1	40,335,182.31	848,726,047.82	375,866,606.50	68,251,925.50	1,881,783.41	1,335,061,545.54
2	858,031,827.67	1,322,404,852.16	1,211,898.81			2,181,648,578.64
3						
3.	-322,744.62	124,694,765.88	2,471,430.28	14,448,761.92	534,541.81	141,826,755.27
1		116,072,666.46	4,551,268.89	13,449,641.45	534,728.63	134,608,305.43
2	-322,744.62	8,622,099.42	-2,079,838.61	999,120.47	-186.82	7,218,449.84
4.	4,397,220,844.91	7,046,260,314.51	993,858,946.59	267,704,951.58	21,818,003.51	12,726,863,061.10
1.	430,959,430.28	1,493,567,787.86	165,561,355.83	106,622,833.26	13,664,982.83	2,210,376,390.06
2.	123,778,186.18	741,243,612.23	103,503,021.00	38,208,603.26	2,067,090.60	1,008,800,513.27
1	123,778,186.18	741,243,612.23	103,503,021.00	38,208,603.26	2,067,090.60	1,008,800,513.27

3.	-521,298.04	43,341,953.30	4,571,133.62	11,544,220.33	453,791.28	59,389,800.49
1		41,575,831.60	4,478,963.13	11,184,937.09	458,445.12	57,698,176.94
2	-521,298.04	1,766,121.70	92,170.49	359,283.24	-4,653.84	1,691,623.55
4.	555,258,914.50	2,191,469,446.79	264,493,243.21	133,287,216.19	15,278,282.15	3,159,787,102.84
1.						
2.						
1						
3.						
1						
4.						
1.	3,841,961,930.41	4,854,790,867.72	729,365,703.38	134,417,735.39	6,539,721.36	9,567,075,958.26
2.	3,067,571,660.03	3,506,256,392.55	453,690,515.73	107,278,954.74	6,805,779.08	7,141,603,302.13

## 5

21#	158,628,329.03	
9#	158,451,727.54	
22#	126,481,727.10	
31#	115,883,823.47	
28#	115,470,187.85	
30#	109,196,785.19	
29#	107,291,118.62	
13#	105,243,769.54	
25#	103,816,020.87	
16#	81,525,393.25	
12#	70,747,461.94	
16#	57,518,206.63	
	53,671,561.11	
22#	52,813,512.70	
18#	36,965,964.55	
23#	35,648,855.42	
24#	30,303,396.99	
8#	11,520,032.10	
35#	10,591,478.54	
27#	5,197,811.19	

11

1

12#	4,693,366.66		4,693,366.66	62,338,795.44	62,338,795.44
13#				93,014,249.71	93,014,249.71
14#	45,444,487.80		45,444,487.80	44,787,294.83	44,787,294.83
16#				30,249,656.14	30,249,656.14
18#				29,362,739.69	29,362,739.69
19#	48,361,758.62		48,361,758.62		
20#	13,680,262.47		13,680,262.47		
22#				40,977,770.50	40,977,770.50
23#				25,282,980.55	25,282,980.55
24#				20,666,900.89	20,666,900.89
25#				71,624,245.24	71,624,245.24
26#	73,185,020.90		73,185,020.90	48,596,801.82	48,596,801.82
27#				3,971,767.75	3,971,767.75
28#	35,500.00		35,500.00	76,615,560.96	76,615,560.96
29#				77,473,989.80	77,473,989.80
30#				79,121,314.71	79,121,314.71
31#				79,620,793.62	79,620,793.62

32#	20,825,885.63		20,825,885.63	12,728,010.51		12,728,010.51
33#	43,487,574.35		43,487,574.35			0
34#	66,938,145.63		66,938,145.63			0
35#	487,111.64		487,111.64			0
36#				10,445,746.90		10,445,746.90
37#	717,110.51		717,110.51			0
1	4,253,215.34					

16#	54,460,053.58	30,249,656.14	27,268,550.49	57,518,206.63			105.62%	100.00%				
18#	60,860,000.00	29,362,739.69	7,603,224.86	36,965,964.55			60.74%	100.00%				
19#	55,000,000.00		48,361,758.62			48,361,758.62	87.93%					
20#	64,688,400.00		13,680,262.47			13,680,262.47	21.15%	85.00%				
22#	46,150,000.00	40,977,770.50	2,509,803.85		43,487,574.35			100.00%	7,249,712.35	1,644,201.15		
23#	25,347,076.64	25,282,980.55	9,879,335.58	35,162,316.13			138.72%	100.00%	273,438.01	273,438.01		
24#	26,836,319.03	20,666,900.89	9,162,364.17	29,829,265.06			111.15%	100.00%	231,965.81	231,965.81		
25#	110,711,049.51	71,624,245.24	32,050,079.89	103,674,325.13			93.64%	100.00%	806,218.26	806,218.26		
26#	70,801,065.25	48,596,801.82	24,588,219.08			73,185,020.90	103.37%	82.00%	589,114.26	589,114.26		
27#	5,200,000.00	3,971,767.75	1,309,666.14	5,281,433.89			101.57%	100.00%				
28#	115,000,000.00	76,615,560.96	38,146,632.70	114,726,693.66		35,500.00	99.79%	100.00%				
29#	84,000,000.00	77,473,989.80	29,697,470.71	107,171,460.51			127.59%	100.00%				
30#	84,000,000.00	79,121,314.71	29,741,654.83	108,862,969.54			129.60%	100.00%				
31#	84,000,000.00	79,620,793.62	35,878,617.88	115,499,411.50			137.50%	100.00%				
32#	37,550,400.00	12,728,010.51	8,097,875.12			20,825,885.63	55.46%	55.46%				
33#	55,000,000.00		43,487,574.35			43,487,574.35	79.07%					
34#	260,446,500.00		66,938,145.63			66,938,145.63	25.70%	85.00%				
35#	22,332,000.00		487,111.64			487,111.64	2.18%	10.00%				
36#	15,000,000.00	10,445,746.90	201,927.70	10,647,674.60			70.98%	100.00%				
37#	68,922,500.00		717,110.51			717,110.51	1.04%	1.04%				
	7,500,000.00	6,100,884.08		1,847,668.74		4,253,215.34	81.35%	88.00%				

1												
3	61,000,000.00	9,938,042.93	4,181,348.12			14,119,391.05	23.15%	100.00%				
		46,660,869.00	12,087,430.47	2,224,103.77		56,524,195.70			3,155,143.38	738,549.88		
1#	1,500,000,000.00	85,685,570.76	89,124,916.51			174,810,487.27	11.65%	10.00%				
		438,214,992.50	93,614,264.81	467,293,907.84		64,535,349.47						
		222,293,351.77	867,234,895.74	856,322,843.13		233,205,404.38						
	3,212,033,039.32	1,615,772,330.10	1,523,029,848.93	2,181,648,578.64	91,849,332.97	865,304,267.42		--	33,394,375.68	10,364,546.55		--

12

1

1.	835,853,536.54		1,068,926,075.78	80,417,744.82	1,985,197,357.14
2.	5,121,756.75		393,180,230.04	13,164,202.83	411,466,189.62
1	5,121,756.75		16,768,173.07	13,164,202.83	35,054,132.65
2			359,000,199.50		359,000,199.50
3					
4			17,411,857.47		17,411,857.47
3.			7,571,045.27		7,571,045.27
1			7,571,045.27		7,571,045.27
4.	840,975,293.29		1,454,535,260.55	93,581,947.65	2,389,092,501.49
1.	63,207,802.51		424,395,847.71	44,657,766.17	532,261,416.39
2.	17,465,588.42		224,733,916.22	12,058,354.28	254,257,858.92
1	17,417,991.11		221,535,652.17	12,058,354.28	251,011,997.56
2	47597.31		3,198,264.05		

48.00%

2

13

	165,322,359.45	1,696,506,769.27		359,000,199.50	1,232,642,043.50	270,186,885.72
	165,322,359.45	1,696,506,769.27		359,000,199.50	1,232,642,043.50	270,186,885.72

14

1

	1,743,540.56					1,743,540.56
	966,571.36					966,571.36
Eco Trust Japan Co., Ltd.	24,679,520.04					24,679,520.04
Dynaudio Holding A/S	47,119,449.18					47,119,449.18
	15,115,644.52					15,115,644.52
GoerTek Audio Technologies Aps	8,831,473.29					8,831,473.29
	98,456,198.95					98,456,198.95

2

Eco Trust Japan Co., Ltd.					
Dynaudio Holding A/S 1		43,641,057.68			43,641,057.68
GoerTek Audio Technologies Aps 2		8,831,473.29			8,831,473.29
		52,472,530.97			52,472,530.97

1 Dynaudio Holding A/S  
43,641,057.68

2 AM3D A/S GoerTek Audio Technologies Aps  
8,831,473.29

2017 GoerTek Audio Technologies Aps AM3D A/S Dynaudio Holding A/S AM3D A/S  
GoerTek Audio Technologies Aps

## 15

	118,916,923.74	9,251,332.48	26,400,723.27	101,767,532.95
		15,228,199.11	4,230,101.25	10,998,097.86
	1,280,124.98		909,609.24	370,515.74
	214,657.59		187,981.27	26,676.32
		79,245.28	16,509.45	62,735.83
	120,411,706.31	24,558,776.87	31,744,924.48	113,225,558.70

16

/

1

	117,274,783.39	18,494,167.29	130,034,907.23	20,719,263.86
	220,343,137.65	33,082,988.97	128,798,731.07	19,319,809.66
	82,070,496.37	19,671,351.86	172,675,907.54	39,853,247.19
	175,695,993.62	35,710,032.95	270,425,474.27	50,461,014.92
	11,269,740.89	1,690,461.13		
	606,654,151.92	108,649,002.20	701,935,020.11	130,353,335.63

2

	5,341,106.97	1,335,276.74	5,841,342.78	1,460,335.70
	5,341,106.97	1,335,276.74	5,841,342.78	1,460,335.70

3

		108,649,002.20		130,353,335.63
		1,335,276.74		1,460,335.70

4

	2,864,896.69	2,688,608.07
	548,539,687.67	549,888,796.21

		5,042,325.87
	551,404,584.36	557,619,730.15

## 5

2017		44,167,555.89	
2018	50,034,731.54	67,746,675.58	
2019	7,280,589.42	8,666,964.10	
2020	138,635,840.67	186,899,596.66	
2021	148,132,742.16	242,408,003.98	
2022	204,455,783.88		
	548,539,687.67	549,888,796.21	--

## 17

	132,713,795.76	13,138,135.66
	132,713,795.76	13,138,135.66

## 18

## 1

		75,000,000.00
	535,566,805.10	868,284,782.85
	3,841,895,181.38	3,174,685,197.24
	4,377,461,986.48	4,117,969,980.09

Dynaudio Holding A/S

## 2

0.00

**19**

	11,534,000.00	0.00
	11,534,000.00	0.00
	11,534,000.00	0.00

**20****21**

	373,050,259.18	202,750,220.62
	373,050,259.18	202,750,220.62

	2,839,114.33	
	20,474,453.12	--

**23****1**

1	59,179,431.23	36,330,417.89
1 2		
2 3		
3		
	59,179,431.23	

		95,330,808.48	95,330,808.48	
		6,790,071.03	6,790,071.03	
		12,389,757.49	12,389,757.49	
4		75,124,146.98	75,124,146.98	
5	8,418,956.94	43,990,577.10	39,039,562.09	13,369,971.95
	453,222,443.76	3,532,225,557.84	3,489,836,327.74	495,611,673.86

3

1		263,695,269.36	263,695,269.36	
2		10,124,440.41	10,124,440.41	
		273,819,709.77	273,819,709.77	

2017

18% 0.70%

25

		18,329,782.19	5,183,076.29
		162,641,529.83	146,650,996.59

	0.00	47,286,037.31
	224,853,660.87	231,078,879.41

## 26

		1,368,069.17
	4,194,669.38	3,023,938.14
	4,194,669.38	4,392,007.31

## 27

## 1

	56,849,219.02	65,464,007.22
	3,107,587.54	3,338,277.91
	3,375,113.29	1,564,698.64
		180,000.00
	12,439,035.32	7,715,212.30
	75,770,955.17	78,262,196.07

## 2

## 1

## 28

	307,663,292.70	415,852,597.63
	307,663,292.70	415,852,597.63

29

1

	23,277,002.70	
	980,130,000.00	200,000,000.00
	300,000,000.00	537,159,243.11
28	-307,663,292.70	-415,852,597.63
	995,743,710.00	321,306,645.48

--	--	--

				,000.00	,579.36		0			4.07
--	--	--	--	---------	---------	--	---	--	--	------

3

									[2014] 1247	
2014 12 12		100		2,500.00					0.50%	0.70%
1.00%	1.60%	1.60%	1.60%							
26.43 /	2015 6 11	2014								2015
6 12	26.43 /	26.33 /		2016 6 15	2015					
		2016 6 15		26.33 /	26.23 /			2017 4 27		2016
					2017 4 28			26.23 /		13.04 /
				2,493,919,900.00				817,800.00		

70%

2015 6 3 2014

2017 12 31 20

2,004.00 2,000.00

2017 4 7 2017 5 19 A 002241

130%

2017 4 7 2017 4 27 26.23 / 130% 34.099 / 2017 4 28 2017  
5 19 13.04 / 130% 16.952 / 2017 5 23

2017 5 23 2017 6 29 " "  
2017 7 10

4

31

1

1	40,000,000.00				40,000,000.00		
2	30,000,000.00	30,000,000.00					
2025 3	21,080,000.00				21,080,000.00		
4	20,000,000.00				20,000,000.00		
5	18,000,000.00			18,000,000.00			

6	11,970,000.00			3,677,901.12	8,292,098.88			
7	6,300,000.00	2,650,000.00			3,650,000.00			
" "	2,000,000.00				2,000,000.00			
8								
9	1,251,000.00				1,251,000.00			
	3,475,926.15				3,475,926.15			
	3,276,200.00				3,276,200.00			
	1,000,000.00				1,000,000.00			
10								
	628,000.00				628,000.00			
	600,000.00	600,000.00						
11								
2017	500,000.00				500,000.00			
	1,937,008.00				1,937,008.00			

162,018,134.15    33,250,000.00    21,677,901.12    107,090,233.03

4		2017		2017
1		2017 3 6		2,000.00
		2,000.00		
5			2017	
2017 67		2017 12 22		1,800.00
6			2017 4	
		1,197		2017 6 6
	1,197.00			8,292,098.88
	3,677,901.12			
7				
2017 2 21			300.00	2017 6 13
		230.00	530.00	265.00
	265.00		265.00	
	85,416.67		265.00	
12 11			2017 400	2017
			100.00	
	100.00			
8			2016	" "
2017 148		2017 7 28		200
		200		
9				
		2017 97	2017 5 25	60.00
" " 22.60		12.00	2017 6 2	"
		" 30.50	125.10	
	125.10			
10				2017 18
		2017 5 27	100	
100				

11

2015 20

2016 11 15

60

60,000.00

2017 8 2

-

6

201

2

	/		
		120,000,000.00	

40,000,000.00

---

		60,000.00		
		1,937,008.00		
	--	238,747,614.80		

		2,650,000.00		85,416.67			2,564,583.33	
	580,000.00	600,000.00		60,000.00			1,120,000.00	
2015	375,000.00			375,000.00				
	270,425,474.27	54,927,901.12		131,657,381.77			193,695,993.62	--

2016 386

2016 12 12,000.00

12,000.00

## 33

		+					
	1,526,629,845.00			1,538,642,707	179,831,396.00	1,718,474,103.00	3,245,103,948.00

1

2 2017 12 31 356,323,783 10.98%

16,000

2017 2017 10 10

3

14,050 4,500

2017 9 21 2018 9 19 3,300 2017 12 20 2018

6 20 6,250 2017 12 22 2018 6 20

5,200 2017 12 20

2018 12 19

34

1

						[2014] 1247	
2014 12 12		100		2,500.00		0.50%	0.70%
1.00%	1.60%	1.60%	1.60%				

2015 6 11	2014					2015 6 12
26.43 /	26.33 /	2016 6 15	2015			
	2016 6 15	26.33 /	26.23 /	2017 4 27	2016	
			2017 4 28	26.23 /	13.04 /	
			2017 7 10			

2

	95,110,091	409,511,432.99	84,356,805		179,466,896	409,511,432.99	
	95,110,091	409,511,432.99	84,356,805		179,466,896	409,511,432.99	

35

	1,995,262,793.53	2,557,583,903.22	1,604,210,109.64	2,948,636,587.11
	1,930,015.64	134,235.72		2,064,251.36
	1,997,192,809.17	2,557,718,138.94	1,604,210,109.64	2,950,700,838.47

1 - 2,557,583,903.22 -

2,548,537,013.22 2016 - 9,046,890.00



10%

50%

38

	6,211,693,581.18	4,833,470,848.50
	6,211,693,581.18	4,833,470,848.50
	2,139,226,164.64	1,651,496,619.77
	229,410,969.22	120,612,435.19
	230,796,406.05	152,661,451.90
	37,235,802.54	
	7,853,476,568.01	6,211,693,581.18

- 1
- 2
- 3
- 4
- 5

0.00

0.00

0.00

0.00

8Ä

&eqÒOâ\$\$ P Ÿ bBa<lf•Âp"BAÕ ñf Qm,À,À"%

	17,482,235.59	18,782,243.71
	34,668,920.18	19,252,417.62
	18,938,386.00	12,462,015.99
	101,143.74	
	11,099,850.68	5,930,564.02
	11,657,277.63	12,521,494.35
	4,600,155.21	6,246,356.25
	0.00	361,499.21
	138,863,265.36	119,026,821.22

## 41

	248,172,674.18	196,574,032.63
	78,689,631.48	74,871,342.61
	38,153,186.86	36,613,399.93

---

	248,242,111.74	181,574,748.72
	70,628,886.17	68,271,604.89
	47,583,169.89	32,982,986.28
	14,796,085.28	40,684,971.89
	16,205,306.52	13,759,431.90
	11,078,205.08	20,285,754.93
	7,292,985.71	9,856,132.92
	6,939,604.49	3,870,744.29

45

	-3,479,811.68	1,865,521.62
	-3,479,811.68	1,865,521.62

46

--	--	--

	60,000.00	
	1,937,008.00	
	238,747,614.80	

48

		68,784,321.11	
	286,753.00		286,753.00
	14,622,899.60	6,133,568.63	14,622,899.60
	14,909,652.60	74,917,889.74	14,909,652.60

								/
							22,000,000.00	
							18,000,000.00	
							3,078,000.00	
							3,300,000.00	
							2,900,000.00	

								/
							2,373,478.00	
							2,024,100.00	
							1,500,000.00	
							1,333,333.10	
							1,300,000.00	
							1,000,000.00	
							1,000,000.00	

								/
							853,465.12	
							800,000.00	
LED							650,000.00	
							619,600.00	
							424,729.05	
							20,000.00	
							3,851,770.00	
							1,755,845.84	
	--	--	--	--	--		68,784,321.11	--

**49**



51

36

52

1

	128,768,134.15	184,002,793.84
	172,478,734.00	76,823,679.51
	21,667,494.17	26,038,286.35
	17,031,400.57	20,577,943.60
	339,945,762.89	307,442,703.30

2

	596,645,707.98	532,152,353.91
	93,317,711.18	118,542,204.41
	78,689,631.48	75,740,491.93
	186,390,454.67	88,573,176.52
	38,153,186.86	36,613,399.93
	14,796,085.28	44,115,452.38
	45,866,465.66	44,656,313.74
	19,534,041.33	12,136,214.48
	14,502,312.56	10,471,899.46
	25,378,503.35	34,143,973.34
	1,051,664.27	
	69,526,195.84	38,426,324.91
	1,183,851,960.46	1,035,571,805.01

3

--	--	--

---

	11,534,000.00	
	11,534,000.00	

**4**

--	--

	31,744,924.48	25,963,749.41
	15,397,040.57	11,255,390.84
	10,290,640.00	618,230.41
	265,329,725.54	255,798,978.81
	3,479,811.68	-1,865,521.62
	21,704,333.43	-58,483,497.27
	-125,058.96	-1,534,881.21
	-561,860,075.55	-295,103,576.99
	-851,839,965.41	-1,828,463,402.32
	1,146,124,725.01	1,589,895,018.99
	3,530,997,034.99	2,269,218,472.87
2	--	--
3	--	--
	3,357,847,604.75	3,213,323,986.10
	3,213,323,986.10	3,915,488,187.95
	144,523,618.65	-702,164,201.85

2

3

4

	3,357,847,604.75	3,213,323,986.10
	526,955.98	596,151.35
	3,357,320,648.77	3,212,727,834.75
	3,357,847,604.75	3,213,323,986.10

54

	115,403,396.84	
	22,801,122.68	
	138,204,519.52	--

55

1

	--	--	2,447,053,650.24
	358,027,288.42	6.5342	2,339,421,908.02
	45,843.39	7.8023	357,683.88
	8,335,309.39	0.83591	6,967,568.47
	481,846,036.31	0.057883	27,890,694.12
	326,818,192.83	0.006109	

			34,107,452.25
	3,412,132.70	6.5342	22,295,557.49
	5,278.15	7.8023	41,181.71
	53,857,233.90	0.057883	3,117,418.27
	546,149.94	0.006109	3,336.43
	2,188,018.00	0.2199	481,145.16
	8,844,521,041.67	0.000288	2,547,222.06
	1,424,819.30	0.7921	1,128,599.37
	4,287,615.00	1.0479	4,492,991.76
			1,228,417,986.49
	180,834,584.40	6.5342	1,181,609,341.39
	44,669,000.00	1.0479	46,808,645.10
			1,570,284,531.12
	181,477,713.15	6.5342	1,185,811,673.24
	2,617,614.70	7.8023	20,423,415.18
	368,720,544.55	0.057883	21,342,651.28
	8,209,960.98	0.2199	1,805,370.42
	920,933,585,833.33	0.000288	265,228,872.72
	8,501,430.59	0.7921	6,733,983.17

			7,663,292.70
	7,313,000.00	1.0479	7,663,292.70
	--	--	995,743,710.00
	150,000,000.00	6.5342	980,130,000.00
	14,900,000.00	1.0479	15,613,710.00

2

Goertek Nikko MaChinery Co., Ltd				
Eco Trust Japan Co., Ltd.				
Dynaudio Holding A/S				

56

57

1

4

5

6

2

1

2

3

3

4

5

8

OPTIMAS

2

AM3D

6

1

1

				100.00%		
				51.00%		
				100.00%		
				100.00%		
				100.00%		
					100.00%	
				100.00%		
				100.00%		
				100.00%		
				100.00%		
				100.00%		
				100.00%		
				100.00%		
				100.00%		
				100.00%		

				100.00%		
					100.00%	
					100.00%	
				70.00%	30.00%	
					100.00%	
					100.00%	
				70.00%		
				100.00%		
				90.00%	10.00%	
				100.00%		
				100.00%		
					100.00%	
				100.00%		
				98.00%	2.00%	
				100.00%		
					100.00%	
				100.00%		
				100.00%		
Dynaudio Holding A/S			/	88.57%	11.43%	
				100.00%		
Goertek Nikko MaChinery Co., Ltd					100.00%	
Eco Trust Japan Co., Ltd.			/		75.80%	
ANIMA AB					75.00%	
GoerTek Audio Technologies Aps			/		100.00%	
Goertek ShinNei Technology					70.00%	

OPTIMAS PARTNERS FUND LP	CAPITAL				90.91%	

2

3

4

5

2

1

2017 9

Dynaudio Holding A/S 1%

Dynaudio Holding A/S

2017 12

Dynaudio Holding A/S

Dynaudio Holding A/S

Dynaudio Holding A/S

Dynaudio Holding A/S

30%

ANIMA AB

148,943,210.17

2

	Dynaudio Holding A/S		ANIMA AB
--	187,387,050.00		148,943,210.17
/	187,387,050.00		148,943,210.17
/	123,789,700.33	-1,970,052.97	111,707,407.63
	63,597,349.67	1,970,052.97	37,235,802.54
	63,597,349.67	1,970,052.97	
			37,235,802.54

3

1

20%

20%

2

3

4

	/	/
	--	--
	--	--
	--	--
	249,790,661.60	217,483,363.27
	--	--
--	-3,479,811.68	1,865,521.62

---

--	2,277,135.46	-915,238.70
--	-1,202,676.22	

1

1

2017 12 31

55

-

--	--	--	--

	10%	-19,513,942.60	-19,513,942.60	-24,200,852.20	-24,200,852.20
	10%	19,513,942.60	19,513,942.60	24,200,852.20	24,200,852.20

3

2

2017 12 31

1

2

1,710,842.60

1,710,842.60

3

2017 12 31

1,466,558

2016 12 31

1,269,349

1

	30,351,551.75	

	30,351,551.75	
--	---------------	--

2

	529,270,200.00	1,069,714.38

1

	--	--	--	--
2	158,681,740.16			158,681,740.16
	158,681,740.16			158,681,740.16
	11,534,000.00			11,534,000.00
1				
2				
3	11,534,000.00			11,534,000.00
	11,534,000.00			11,534,000.00
	--	--	--	--

2

3

4





		100,456.15			56,001.40
		84,328.92			
		33,109.00			
					1,899,554.50

/

		26,027,388.99	1,289,593.47
		217,945.71	614,664.10
		208,547.01	1,439.73
		197,989.79	72,599.59
		20,734.85	313,334.62
		23,871.80	
			184,662.39
			3,179.49

2 / /

3

		26,880.85	17,764.76
		6,952.38	

4

	98,013,000.00	2016 07 22	2017 07 07	

	84,944,600.00	2017 07 07	2018 07 06	
	19,602,600.00	2016 08 18	2017 08 06	
	19,602,600.00	2017 08 04	2018 07 19	
	15,028,660.00	2016 09 21	2017 03 13	
	15,028,660.00	2017 03 13	2017 09 13	
	15,028,660.00	2017 09 13	2018 08 28	
	9,801,300.00	2016 10 27	2017 04 03	
	9,801,300.00	2017 04 03	2017 10 03	
	9,801,300.00	2017 10		

--	--	--	--	--

200,000,000.00 2015 09

		8,837,643.79	102,004.77	2,230,981.36	22,429.81
				774,000.00	
				774,000.00	

2

		41,602,775.35	39,043,745.54
		905,900.00	308,850.00
		122,829.81	106,079.81
		93,000.00	
		63,970.75	514,519.71
		30,717.00	
			77,837.30
			28,238.40
		42,819,192.91	40,079,270.76
		170,000.00	
		170,000.00	

7

8

1

2

1

1

2017 8

2017 0791 1270 1271 2017 8

15

6,282,183.89 2017 12 31

1,051,664.27

1,051,664.27

2

5

Dynaudio Holding A/S

3

4

2

3

1

2

	324,510,394.80
	324,510,394.80

3

4

1

1

2

2

3

1

2

4

5

6

1

2

3

4

7

8

1 2018 2 8

3

55,000,000

1.69%

500,101,518

15.41%

2 2018 1 11

5,000

1

1

	1,221,796.10	0.02%	1,221,796.10	100.00%						
	5,956,782,240.36	99.98%	80,562,027.43	1.35%	5,876,220,212.93	4,492,106,821.85	100.00%	71,907,638.50	1.60%	4,420,199,183.35
	5,958,004,036.46	100.00%	81,783,823.53	1.37%	5,876,220,212.93	4,492,106,821.85	100.00%	71,907,638.50	1.60%	4,420,199,183.35

	1,221,796.10	1,221,796.10	100.00%	
	1,221,796.10	1,221,796.10	--	--

1			
3	4,903,826,174.57	49,038,261.75	1.00%
4-6	521,986,825.90	26,099,341.30	5.00%
7-12	36,050,513.73	3,605,051.37	10.00%
1	5,461,863,514.20	78,742,654.42	1.44%
1 2	5,758,682.52	1,727,604.76	30.00%
2 3	183,536.49	91,768.25	50.00%
	5,467,805,733.21	80,562,027.43	1.47%

			%
1			
3	359,038,344.41		
4-6	99,385,548.84		
7-12	12,104,298.23		
1	470,528,191.48		
1 2	18,448,315.67		
2 3			
3			
	488,976,507.15		

2

9,876,185.03

0.00

3

4

62.83% 3,743,540,056.65  
50,284,621.74

5

	202,560,200.00	768,259.29

6

2

1

	1,454,36	100.00%	489,975.	0.03%	1,453,873	964,122				
	3,090.01		84		,114.17					

3	33,164,720.26	331,647.20	1.00%
4-6	652,572.79	32,628.64	5.00%
7-12			10.00%
1	33,817,293.05	364,275.84	1.08%
1 2			30.00%
2 3	17,000.00	8,500.00	50.00%
3	117,200.00	117,200.00	100.00%
	33,951,493.05	489,975.84	1.44%

			%
1			
3	941,668,859.93		
4-6	155,877,822.00		
7-12	318,252,827.53		
1	1,415,799,509.46		
1 2	4,612,087.50		
2 3			
3			
	1,420,411,596.96		

2

1,660.41

0.00

3

4

	1,420,411,596.96	959,744,090.29
	31,592,424.38	709,707.05
	2,082,485.12	3,310,504.77
	231,583.55	204,943.08
	45,000.00	153,274.15
	1,454,363,090.01	964,122,519.34

5

		668,911,429.17	3	4-6	7-12	1-2	45.99%
		200,000,000.00	3				13.75%
		162,120,000.00	3	4-6	7-12		11.15%
		98,715,837.53	3	4-6	7-12		6.79%
		87,580,000.00	3	7-12			6.02%
	--	1,217,327,266.7 0				--	83.70%

6

7

8

**3**

	2,996,306,582.32	278,373,740.00	2,717,932,842.32	2,627,567,272.32		2,627,567,272.32
	64,523,773.71		64,523,773.71	88,139,211.85		88,139,211.85
	3,060,830,356.03	278,373,740.00	2,782,456,616.03	2,715,706,484.17		2,715,706,484.17

**1**

	842,834,958.47			842,834,958.47		
	15,300,000.00			15,300,000.00		
	50,000,000.00			50,000,000.00		

	4,002,592.81			4,002,592.81		
	5,072,733.09	10,000,000.00		15,072,733.09		
	32,694,950.00	14,419,440.00		47,114,390.00		
	9,000,000.00	57,000,000.00		66,000,000.00		
	1,000,000.00	500,000.00		1,500,000.00		
	23,000,000.00	7,000,000.00		30,000,000.00		
	247,634,379.61			247,634,379.61		
	53,999,277.21	10,206,420.00		64,205,697.21		
	184,066,294.80			184,066,294.80		
	122,627,838.00			122,627,838.00		
	113,473,891.30			113,473,891.30		
Dynaudio Holding A/S	254,681,350.00	135,113,450.00		389,794,800.00	278,373,740.00	278,373,740.00
		9,000,000.00		9,000,000.00		
		10,000,000.00		10,000,000.00		
	2,627,567,272.32	368,739,310.00		2,996,306,582.32	278,373,740.00	278,373,740.00

FÖ

2

--	--	--	--	--	--	--

	88,139,211.85			-23,615,438.14						64,523,773.71	
	88,139,211.85			-23,615,438.14						64,523,773.71	
	88,139,211.85			-23,615,438.14						64,523,773.71	

3

4

	17,377,214,350.88	13,403,692,181.23	12,134,589,696.36	9,588,673,851.14
	1,479,574,644.91	1,154,608,040.33	1,469,875,282.87	1,082,104,735.30
	18,856,788,995.79	14,558,300,221.56	13,604,464,979.23	10,670,778,586.44

5

--	--	--	--

	238,747,614.80	31 47
	1,369,831.07	
	13,523,889.08	
	227,953,654.38	
	36,064,134.79	
	-166,345.62	
	192,055,865.21	--

1

1

2