

2017



2017 08

)

(

.....2

.....7

.....10

.....12

.....23

.....31

.....35

.....36

.....38

.....39

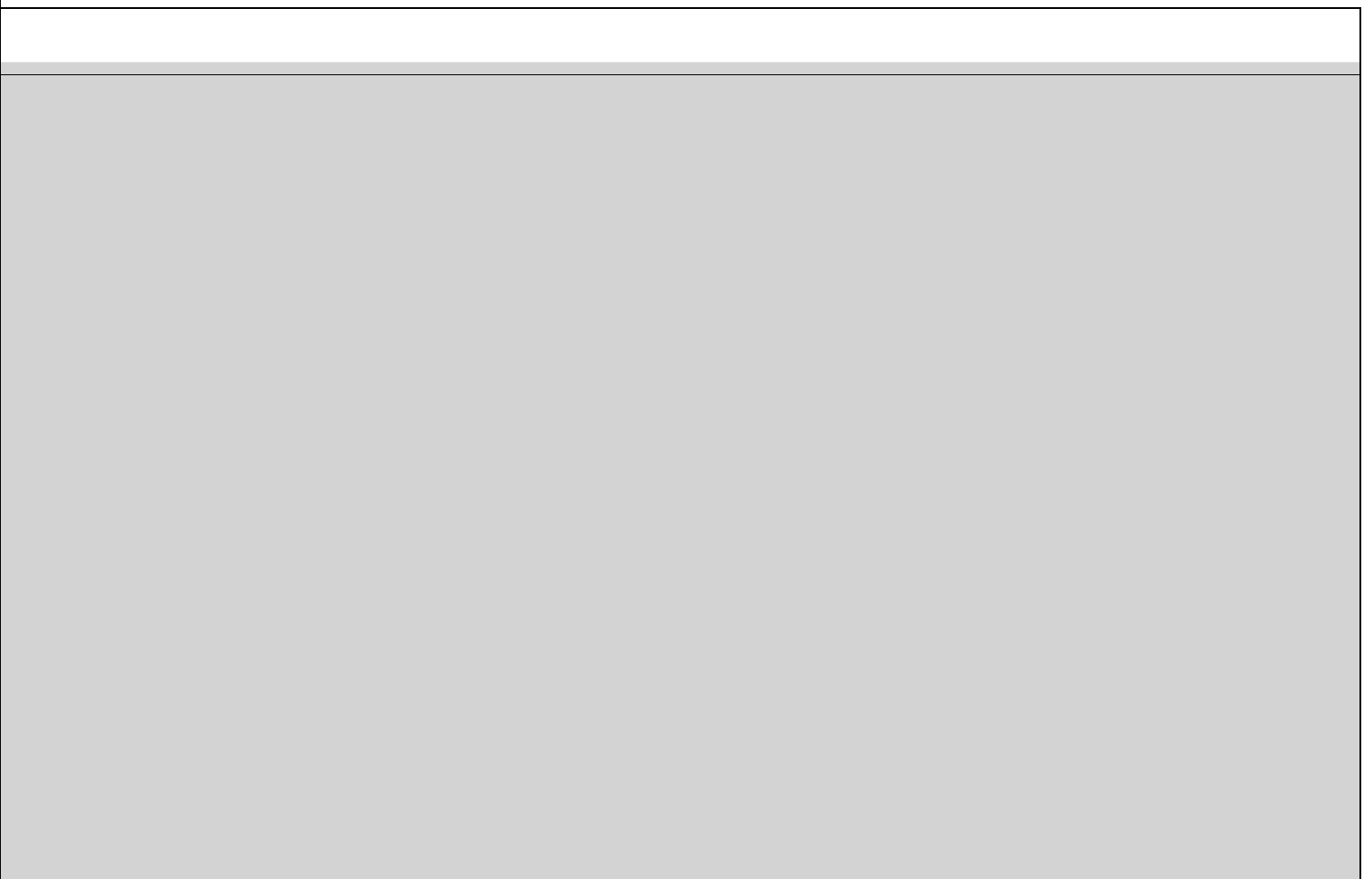
.....146

		()
		2017 2
		()
		()
GNMC		Goertek Nikko MaChinery Co., Ltd
ETJ		Eco Trust Japan Co., Ltd,
Dynaudio		Dynaudio Holding A/S
GoerTek Audio		GoerTek Audio Technologies APS

		" "
ANIMA		ANIMA AB
AM3D		AM3D A/S
ODM		Original Design and Manufacturing
JDM		Joint Design and Manufacturing
		ECM MEMS
MEMS		Micro Electromechanical Systems , /
		App
Hearable		
Viewable		/
Wearable		
Robotics		

		2017 1 1 2017 6 30

			002241
	Goertek Inc.		



	9,973,937,503.79	6,545,099,028.39	52.39%
	718,842,187.16	474,255,799.36	51.57%
	644,185,198.99	428,267,443.86	50.42%
	1,512,063,618.00	442,475,140.07	241.73%
/	0.23	0.16	43.75%
/	0.23	0.16	43.75%
	6.46%	4.92%	1.54%
	24,845,882,429.25	22,912,092,546.16	8.44%
	13,690,545,595.03	10,845,234,824.19	26.24%

	3,245,103,948
/	0.2215

1

2

	-10,212,094.21	
	75,358,458.88	44

	26,344,128.41	
	16,781,133.62	
	52,371.29	
	74,656,988.17	--

1

1

1

1

MEMS 3D

/ /

2

					24		
	1,617	221	663	2017	6	30	
9,473		970		3,804			4,460
	159	764					

3

Hearable Viewable Wearable Robotics

4

	1.47%	IDC			6.89
IDC		/		2017	114
2,150					2021
2017					+
	"				Viewable
Wearable					
		997,393.75		52.39%	
71,884.22	51.57%				
		137,483.31	47.80%		
71,424.20	7.16%	42.86%			
		151,206.36		241.73%	
		199,208.58		16.55%	
		33,317.42		93,607.80	

	9,973,937,503.79	6,545,099,028.39	52.39%	
	7,765,796,964.65	5,046,329,731.45	53.89%	

	226,009,786.50	163,655,028.54	38.10%	
	945,336,716.47	660,660,227.95	43.09%	
	203,486,608.82	105,855,235.84	92.23%	
	148,331,696.33	93,422,687.69	58.77%	
	714,242,014.09	499,954,593.16	42.86%	
	1,512,063,618.00	442,475,140.07	241.73%	
	-1,992,085,835.58	-1,709,269,568.27	16.55%	
	333,174,244.01	-602,903,708.31	-155.26%	„ „
	-219,958,322.65	-1,906,162,946.37	-88.46%	

	9,565,749,144.55	7,415,808,020.91	22.48%	51.70%	52.99%	-0.65%
	5,671,297,791.20	4,245,235,806.49	25.15%	65.28%	63.13%	0.98%
	3,894,451,353.35	3,170,572,214.42	18.59%	35.50%	41.24%	-3.31%
	1,524,571,990.21	1,143,024,744.88	25.03%	-9.14%	-9.81%	0.56%
	8,041,177,154.34	6,272,783,276.03	21.99%	73.76%	75.23%	-0.65%

1

30%

	5,112,315.96	0.60%	
	-1,407,118.57	-0.16%	
	102,246,274.45	11.96%	
	10,755,781.37	1.26%	

1

	3,617,913,739.73	14.56%	3,468,294,390.45	15.14%	-0.58%

	4,623,627,771.48	18.61%	5,404,065,024.27	23.59%	-4.98%	
	3,510,444,547.57	14.13%	2,432,731,781.83	10.62%	3.51%	
	293,262,307.12	1.18%	217,483,363.27	0.95%	0.23%	
	7,581,249,332.29	30.51%	7,141,603,302.13	31.17%	-0.66%	
	2,177,729,917.41	8.76%	1,615,772,330.10	7.05%	1.71%	
	4,313,170,252.39	17.36%	4,117,969,980.09	17.97%	-0.61%	
	1,034,922,952.04	4.17%	321,306,645.48	1.40%	2.77%	

2

1.							
2.							
3.	0.00	20,783,038.09	20,783,038.09	0.00	169,951,481.05	0.00	190,734,519.14
	0.00	20,783,038.09	20,783,038.09	0.00	169,951,481.05	0.00	190,734,519.14
	0.00						0.00

3

	624,548,076.28	

1

2,035,985,786.06	1,714,860,170.08	18.73%

2

			3,518.41	29.46%				2017 03 01				2017 01 26	http://www.cninfo.com.cn
Kopin Corporation			16,995.15	10.10%				2017 04 20				2017 01 03 2017 02 11 2017 03 02	http://www.cninfo.com.cn
Optimas Capital Partners Fund LP			3,079.27	50.00%	Optimas Capital Partners	7		2017 06 22				2017 04 27	http://www.cninfo.com.cn OPTIMAS CAPITAL PARTNERS FUND LP

3



	80,000	12	2016
9 5	25,000	2016 12 9	25,000
2017 1 25	30,000		

3

4

2017	2017 08 18	http://www.cninfo.com.cn
		2017

8

1

2

10%

			805,601,925.00	3,620,705,453.66	1,951,730,191.73	3,557,296,700.78	171,529,564.86	164,245,577.97

2017 1-9

2017 1-9

2017 1-9	30.00%		50.00%
2017 1-9	134,737.31		155,466.12
2016 1-9			103,644.08

1

2

/


3

1

2017		43.78%	2017 03 01	2017 03 02	http://www.cninfo.com.cn 2017
2016		44.99%	2017 04 14	2017 04 15	http://www.cninfo.com.cn 2016

2

				2007 10 08	



1

2

5%

2007
10
08

3

4

2017 7 17

2017 119

1

1

2

3

2

1

A1				A2				
A3				A4				
	2016 03 29	101,616	2016 07 22	10,161.6				
	2016 03 29	101,616	2016 08 18	2,032.32				

	2016 03 29	101,616	2016 09 21	1,558.11				
	2016 03 29	101,616	2017 03 13	1,558.11				
	2016 03 29	101,616	2016 10 27	1,016.16				
	2016 03 29	101,616	2017 04 03	1,016.16				
	2016 03 29	101,616	2016 08 05	2,709.76				
	2016 03 29	101,616	2016 07 30	3,387.2				
	2016 03 29	101,616	2016 08 18	3,547.93				
	2016 03 29	101,616	2016 08 27	236.66				
	2016 03 29	101,616	2016 09 01	1,461.59				
	2016 03 29	101,616	2016 09 08	1,127.06				
	2016 03 29	101,616	2016 09 13	1,078.6				
	2016 03 29	101,616	2016 09 08	6,774.4				
	2016 03 29	101,616	2016 10 19	6,774.4				
	2016 03 29	101,616	2016 06 17	6,774.4				
	2016 03 29	101,616	2016 06 21	2,016.27				
	2016 03 29	101,616	2016 06 23	469.36				

	2016 08 18	101,616	2017 02 08	50,808				
	2016 08 18	101,616	2017 04 27	50,808				
	2017 03 22	101,616	2017 06 20	10,161.6				
	2016 04 22	30,998	2016 10 20	6,199.68				
	2016 04 22	30,998	2017 04 23	4,649.76				
			108,390.40		B2			119,001.63
			237,104.00		B4			164,492.8

2

3

1

1

2

1

	262,735,112	17.21%			262,488,511	-181,601	262,306,910	525,042,022	16.18%
3									

	2017		2016	
	0.47	0.23	1.08	0.54
	0.47	0.23	1.08	0.54
	8.97	4.22	7.10	3.34

2017

2016

2

	208,163,069	0	208,163,069	416,326,138		2017 1 1
	3,671,075	0	3,671,075	7,342,150		2017 1 1
	8,100,000	0	8,100,000	16,200,000		2017 1 1
	1,677,937	0	1,677,937	3,355,874		2017 1 1
	1,665,090	0	1,665,090	3,330,180		2017 7 20
	0	0	65,000	65,000		2017 4 25
	38,471,480	1	38,471,479	76,942,958		2017 1 1
	986,461	246,600	739,861	1,479,722		2017 1 1
	262,735,112	246,601	262,553,511	525,042,022	--	--

3

2015 6 19

2014

180,568,396

,

3,245,103,948

	46,884	8	0
--	--------	---	---

		5%	10					
		23.91%	776,045,479	386,048,128		776,045,479		
		17.11%	555,101,518	277,550,759	416,326,138	138,775,380		53,200,000
		3.16%	102,590,612	51,295,306	76,942,958	25,647,654		44,820,000
		1.94%	63,086,572			63,086,572		

1.35% 43,700,398

	776,045,479	776,045,479
	138,775,380	

			2017 04 28	

1

|

|

	289,656,928.15	302,035,485.99
	12,410,728,907.18	11,817,875,873.91
	326,222,519.14	138,740,000.00
	293,262,307.12	217,483,363.27
	7,581,249,332.29	7,141,603,302.13
	2,177,729,917.41	1,615,772,330.10
	1,505,231,678.72	1,452,935,940.75
	247,418,027.50	165,322,359.45
	98,456,198.95	98,456,198.95
	51,800,226.89	120,411,706.31
	121,489,138.67	130,353,335.63
	32,294,175.38	13,138,135.66
	12,435,153,522.07	11,094,216,672.25
	24,845,882,429.25	22,912,092,546.16
	4,313,170,252.39	4,117,969,980.09
	263,448,522.92	202,750,220.62
	4,267,714,675.59	3,676,250,614.60

	60,573,008.50	36,330,417.89
	240,718,434.93	453,222,443.76
	102,645,651.30	231,078,879.41
	7,049,109.60	4,392,007.31
	87,640,695.04	78,262,196.07
	508,206,628.43	415,852,597.63
	9,851,166,978.70	9,216,109,357.38
	1,034,922,952.04	321,306,645.48
	756,051.07	2,254,358,579.36
	276,118,658.39	270,425,474.27
	1,451,992.31	1,460,335.70
	1,313,249,653.81	2,847,551,034.81
	11,164,416,632.51	12,063,660,392.19
	3,245,103,948.00	1,526,629,845.00
	134,235.72	409,511,432.99

	3,016,166,873.95	1,997,192,809.17
	-10,922,258.43	-40,116,277.65
	740,323,433.50	740,323,433.50
	6,699,739,362.29	6,211,693,581.18
	13,690,545,595.03	10,845,234,824.19
	-9,079,798.29	3,197,329.78
	13,681,465,796.74	10,848,432,153.97
	24,845,882,429.25	22,912,092,546.16

2

	2,273,972,145.68	2,302,294,962.19
	119,371,685.15	50,840,187.21
	3,819,642,348.29	4,420,199,183.35
	106,987,991.46	93,972,498.51
	1,079,998,308.94	963,634,203.91
	2,112,802,258.57	1,486,768,309.08
	197,904,804.34	162,583,549.27
	9,710,679,542.43	9,480,292,893.52

	190,734,519.14	
	2,914,134,078.47	2,715,706,484.17
	5,658,364,118.68	5,593,161,193.20
	1,685,064,262.69	960,762,429.57
	954,089,123.31	893,657,731.04
	39,959,206.68	11,250,695.02
		280,796.44
	31,880,120.61	35,143,100.55
	29,035,277.47	3,759,244.48
	11,503,260,707.05	10,213,721,674.47
	21,213,940,249/P <	

8,110,000.00

5,209,003.33

0,000,000.00

4,358,579.36

2,282,300.02

5,640,879.38

2,849,882.71

	9,973,937,503.79	6,545,099,028.39
	9,973,937,503.79	6,545,099,028.39
	9,215,643,557.41	6,042,382,308.98
	7,765,796,964.65	5,046,329,731.45

	718,842,187.16	474,255,799.36
	-12,277,128.07	-11,472,927.15
	29,194,019.22	1,345,033.77
	29,194,019.22	1,345,033.77
1.		
2.		
	29,194,019.22	1,345,033.77
1.		
2.	20,783,038.09	
3.		
4.		

4

	6,866,972,933.45	4,502,402,574.48
	5,401,072,317.63	3,484,302,385.81
	66,361,957.85	54,468,614.79
	107,666,884.94	56,731,885.47
	673,896,616.17	487,683,010.14
	195,057,017.90	81,204,422.08
	-3,702,220.85	4,075,492.57
	-999,865.70	
	-999,865.70	

1.		
2.	20,783,038.09	
3.		
4.		
5.		
6.		
	416,828,867.42	298,279,721.09

5

	10,855,580,996.05	6,720,645,213.44
	720,121,582.85	309,597,169.83
	145,888,837.50	59,226,636.90

	11,721,591,416.40	7,089,469,020.17
	7,496,649,844.69	4,917,414,348.74
	1,710,198,291.46	1,173,195,166.63
	361,837,530.47	242,031,632.33
	640,842,131.78	314,352,732.40
	10,209,527,798.40	6,646,993,880.10
	1,512,063,618.00	442,475,140.07
	43,899,950.48	5,590,601.81
	43,899,950.48	5,590,601.81
	1,799,616,343.72	1,706,614,683.90
	236,369,442.34	8,245,486.18
	2,035,985,786.06	1,714,860,170.08
	-1,992,085,835.58	-1,709,269,568.27
	9,415,747.27	1,500,000.00
		1,500,000.00

	4,241,177,603.71	2,910,663,738.60
	1,395,905,585.09	234,308,000.89
	5,646,498,936.07	3,146,471,739.49
	3,206,475,991.03	2,745,192,787.61
	306,430,868.55	242,839,919.34
	1,800,417,832.48	761,342,740.85
	5,313,324,692.06	3,749,375,447.80
	333,174,244.01	-602,903,708.31
	-73,110,349.08	-36,464,809.86
	-219,958,322.65	-1,906,162,946.37
	3,213,323,986.10	3,915,488,187.95
	2,993,365,663.45	2,009,325,241.58


6

	7,601,129,192.48	4,751,093,466.92
	647,563,123.98	290,701,786.15
	67,596,960.64	39,894,111.67
	8,316,289,277.10	5,081,689,364.74
	4,663,579,481.21	3,829,045,609.76
	948,840,430.04	738,597,448.72
	209,949,607.90	191,610,693.04
	472,515,507.09	291,085,190.53
	6,294,885,026.24	5,050,338,942.05
	2,021,404,250.86	31,350,422.69

	44,421,292.53	11,663,162.35
	1,137,360,000.00	1,061,000,000.00
	1,181,781,292.53	1,072,663,162.35
	1,472,926,101.23	973,752,462.47
	369,378,941.05	159,037,601.00
	1,243,641,408.06	1,352,431,442.76
	3,085,946,450.34	2,485,221,506.23
	-1,904,165,157.81	-1,412,558,343.88
	9,415,747.27	
	3,060,548,122.57	2,761,085,000.30
	1,369,831,046.80	144,445,003.20
	4,439,794,916.64	2,905,530,003.50
	2,876,791,200.27	2,339,834,726.70
	292,213,154.40	215,167,987.30
	1,777,833,974.48	593,924,112.82
	4,946,838,329.15	3,148,926,826.82
	-507,043,412.51	-243,396,823.32
	-33,737,023.62	-20,777,387.59
	-423,541,343.08	-1,645,382,132.10
	2,090,358,265.90	2,846,117,800.48
	1,666,816,922.82	1,200,735,668.38

	1,526,629,845.00		409,511,432.99	1,997,192,809.17		-40,116,277.65		740,323,433.50		6,211,693,581.18	3,197,329.78	10,848,432,153.97
	1,526,629,845.00		409,511,432.99	1,997,192,809.17		-40,116,277.65		740,323,433.50		6,211,693,581.18	3,197,329.78	10,848,432,153.97
	1,718,474,103.00		-409,377,197.27	1,018,974,064.78		29,194,019.22				488,045,781.11	-12,277,128.07	2,833,033,642.77
						29,194,019.22				718,842,187.16	-12,277,128.07	735,759,078.31
	180,932,896.00		-409,377,197.27									

	3,245,103,948.00		134,235.72	3,016,166,873.95		-10,922,258.43		740,323,433.50		6,699,739,362.29	-9,079,798.29	13,681,465,796.74



2017

1												1,500,000.00	1,500,000.00
2	170,153.00		-735,425.27	4,502,017.00									3,936,744.73
3				-41,631,100.00									-41,631,100.00

2									
---	--	--	--	--	--	--	--	--	--



2												
3												
4												
									120,612,435.19	-120,612,435.19		
1									120,612,435.19	-120,612,435.19		
2												
	1,526,629,845.00			409,511,432.99	2,011,728,483.69				740,320,651.10	5,772,974,272.50	10,461,164,685.28	

					2007 7 27		
						2007 5	
2007 172		2001 6 25					
2007 6 26		2007					2016 10
					2,940		17
2007 7 18					17		
2007 6 30			1 0.8				
				2008 613			
						A	3,000
	18.78						
[2008] 19				2008 5 22			
12,000							
		2008 7 22					
2009 4 17		2008			2008 12 31		12,000
				10 10	12,000		
24,000							
2427							2009
		2009 7 20					
2010 2 26		2009			2009 12 31		24,000
				10 5	12,000		
36,000							
							[2010] 20
	2010 3 30						
2010 1255				2010 9 29			
				A	1,579.1275		33.01
50,621.998775							
[2010] 90					37,579.1275		2010 12 13
		2010			2010 12 31		37,579.1275
				10 10	37,579.1275		
	75,158.255						
[2011] 49				2011 6 24			
2012 108						10	
A							
	9,643.4183				24.69		232,077.885875
							[2012]408A14
				84,801.6733			
					2012 5 7		
2013 5 9		2012			2012 12 31		848,016,733
		10		1.5			127,202,509.95
		10		8			678,413,386

1,526,430,119
[2013] 408A0001
2016 6 2

2013 6 19

1,526,581,348

MEMS

LED

2017 4 14	2016			2017 4 27
1,537,541,207		10	1.5	
230,631,181.05		10	10	1,537,541,207
	3,075,082,414			
2017 5 23				
				2017
6 30			180,568,396	
2017 6 30	59169F24C41279704EA6D10]TJ224>T			

23

27

1

2017 6 30

2017

2014

15

2

1 1 12 31

3

12

4

5

1

2

12

12

2012 19

6 2

12

33

5

6

1

2

2

3

/

9

1

2

B.

A.

C.

A.

B.

3

12

20%

4

5

6

7

8

9

10**1**

	100	10%

--	--

2

3	1.00%	1.00%
4-6	5.00%	5.00%
7-12	10.00%	10.00%
1 2	30.00%	30.00%
2 3	50.00%	50.00%
3	100.00%	100.00%

	0.00%	0.00%

3

11

1

2

3

4

5

12

9

1

/

22

2

20

71

6 2

13

72

16

3

17

1

1

2

2

18

19

20

1

2

3

4

21

2

3

1

22

1

/

2

23

1

2

/

/

3

4

1

2

25

/

1

2

3

4

26

1

1

2

2

3

4

27

1

2

3

4

5

6

7

28

1

2017 15 1	16 2017 1	http://www.cninfo.com.cn

2

1

	17%	17%
	7% 5%	7% 5%
	15% 25%	15% 25%
	3%	3%
	2%	2%
	1%	1%

--	--

	95,062,145.28	51,640,187.21
	24,634,019.87	
	119,696,165.15	51,640,187.21

2

3

	37,881,686.97	
	37,881,686.97	

4

3

1

						71,398,565.41	1.30%	8,965,565.41	12.56%	62,433,000.00
	4,699,075,418.93	99.96%	75,447,647.45	1.61%	4,623,627,771.48	5,435,798,075.76	98.70%	94,166,051.49	1.73%	5,341,632,024.27
	1,661,937.95	0.04%	1,661,937.95	100.00%	0.00					
	4,700,737,356.88	100.00%	77,109,585.40	1.64%	4,623,627,771.48	5,507,196,641.17	100.00%	103,131,616.90	1.87%	5,404,065,024.27

			%
	1,661,937.95	1,661,937.95	100
	1,661,937.95	1,661,937.95	

1			
3	4,200,353,717.09	42,003,537.17	1.00%
4-6	433,576,360.55	21,678,818.03	5.00%
7-12	49,478,209.96	4,947,821.00	10.00%
1	4,683,408,287.60	68,630,176.19	1.47%
1 2	7,103,888.18	2,131,166.45	30.00%
2 3	7,753,876.62	3,876,938.28	50.00%
3	809,366.53	809,366.53	100.00%
	4,699,075,418.93	75,447,647.45	1.61%

2

-17,692,805.80

0.00

3

	8,329,225.69

4

38.06% 1,789,116,928.79
20,436,404.19

5

6

4

1

1	137,572,366.05	99.53%	67,347,194.95	99.95%
1 2	631,802.22	0.46%	31,918.77	0.04%
2 3	6,750.00	0.00%	4,350.00	0.01%
3	4,350.00	0.00%		
	138,215,268.27	--	67,383,463.72	--

1

2

72.94% 100,811,352.15

5

1

	122,612, 132.17	100.00%	11,437,6 45.34	9.33%	111,174,48 6.83	104,481 ,877.33	100.00%	12,756,336 .89	12.21%	91,725,540.44
	122,612, 132.17	100.00%	11,437,6 45.34	9.33%	111,174,48 6.83	104,481 ,877.33	100.00%	12,756,336 .89	12.21%	91,725,540.44

1			
3	71,903,214.91	719,032.15	1.00%
4-6	3,222,347.92	161,117.40	5.00%
7-12	26,192,463.97	2,619,246.40	10.00%
1	101,318,026.80	3,499,395.95	3.45%
1 2	16,589,603.02	4,976,880.91	30.00%
2 3	3,486,267.74	1,743,133.87	50.00%
3	1,218,234.61	1,218,234.61	100.00%
	122,612,132.17	11,437,645.34	9.33%

2

-1,318,691.55

0.00

3

4

	62,364,746.86	66,698,524.28
	40,344,659.66	34,493,003.51
	8,877,248.65	1,879,017.08
	7,962,513.34	701,738.08
	3,062,963.66	709,594.38
	122,612,132.17	104,481,877.33

5

1		62,364,746.86	3 7-12	4-6 1-2	50.86%	7,421,543.21
2		2,667,500.00	4-6		2.18%	133,375.00
3		2,615,224.76	1-2		2.13%	784,567.43
4		2,264,220.61	3		1.85%	22,642.21
5		1,000,000.00	1-2		0.82%	300,000.00
	--	70,911,692.23		--		8,662,127.85

6

7

8

6

1

	1,490,851,789.99	9,477,896.11	1,481,373,893.88	1,010,252,381.23	10,809,007.21	999,443,374.02
	617,837,028.96	1,305,452.64	616,531,576.32	273,095,841.29	676,180.22	272,419,661.07
	1,265,243,757.04	5,195,818.06	1,260,047,938.98	975,763,622.44	5,350,374.08	970,413,248.36
	152,491,138.39		152,491,138.39	190,455,498.38		190,455,498.38
	3,526,423,714.38	15,979,166.81	3,510,444,547.57	2,449,567,343.34	16,835,561.51	2,432,731,781.83

4

2

3

0

4

7

	289,157,289.78	300,646,437.08
		455,512.69
	499,638.37	933,536.22
	289,656,928.15	302,035,485.99

8

1

	190,734,519.14		190,734,519.14			
	135,488,000.00		135,488,000.00	138,740,000.00		138,740,000.00
	326,222,519.14		326,222,519.14	138,740,000.00		138,740,000.00

2

/	169,951,481.05		169,951,481.05
	20,783,038.09		20,783,038.09
	20,783,038.09		20,783,038.09

3

Mobvoi Inc.	13,874.00		325.20	13,548.80					8.55%	
	13,874.00		325.20	13,548.80					--	

4

5

9

	129,344,151.42	35,184,140.43		6,112,181.66	4,689,765.10					175,330,238.61	
	88,139,211.85			-999,865.70						87,139,346.15	
Optimas Capital Partners Fund LP		30,792,722.36								30,792,722.36	
	217,483,363.27	65,976,862.79		5,112,315.96	4,689,765.10					293,262,307.12	

10

1

1.	3,498,531,090.31	4,999,824,180.41	619,251,871.56	213,901,788.00	20,470,761.91	9,351,979,692.19
2.	36,893,644.56	935,094,474.91	79,753,559.20	56,823,943.95	2,232,669.80	1,110,798,292.42
1	31,612,210.67	253,607,107.50	78,823,711.67	56,823,943.95	2,167,669.80	423,034,643.59
2	5,281,433.89	681,487,367.41	929,847.53	0.00	65,000.00	687,763,648.83
3						
3.	17,702,277.73	114,297,440.65	12,156,510.00	6,197,874.23	246,920.58	150,601,023.19
1	17,702,277.73	114,297,440.65	12,156,510.00	6,197,874.23	246,920.58	150,601,023.19
4.	3,517,722,457.14	5,820,621,214.67	686,848,920.76	264,527,857.72	22,456,511.13	10,312,176,961.42
1.	430,959,430.28	1,493,567,787.86	165,561,355.83	106,622,833.26	13,664,982.83	2,210,376,390.06
2.	64,991,288.26	396,148,294.37	71,094,144.40	25,366,887.16	1,421,801.19	559,022,415.38
1	64,991,288.26					

2

3

4

	10,417,779.34
	10,417,779.34

5

5#	5,532,344.08	
10#	160,404,589.65	
	11,694,157.15	
12#	127,483,065.86	
13#	46,200,919.46	
21#	157,976,505.58	
22#	53,369,353.27	
	54,402,885.62	
16#	83,862,345.72	
18#	49,293,763.83	
19#	27,100,934.49	

11

1

13#	97,412,502.46		97,412,502.46	93,014,249.71		93,014,249.71
1#	119,165,581.81		119,165,581.81	85,685,570.76		85,685,570.76
31#	104,426,527.66		104,426,527.66	79,620,793.62		79,620,793.62
30#	106,013,249.15					

31#	251,800, 000.00	79,620,7 93.62	24,805,7 34.04			104,426, 527.66	41.47%	65%				
30#	251,800, 000.00	79,121,3 14.71	26,891,9 34.44			106,013, 249.15	42.10%	65%				
29#	251,800, 000.00	77,473,9 89.80	25,431,9 42.49			102,905, 932.29	40.87%	65%				
28#	314,856, 000.00	76,615,5 60.96	35,586,6 91.79			112,202, 252.75	35.64%	60%				
25#	110,711, 049.51	71,624,2 45.24	6,616,26 0.24			78,240,5 05.48	70.67%	95%				
12#	178,584, 000.00	62,338,7 95.44	11,048,4 36.38			73,387,2 31.82	41.09%	60%	4,091,196.3 3	1,370,85 6.03		/
26#	70,801,0 65.25	48,596,8 01.82	10,252,0 43.51			58,848,8 45.33	83.12%	65%				
		46,660,8 69.00	7,737,02 1.24			54,397,8 90.24			2,768,143.2 3	351,549. 73		/

		438,214, 992.50	196,440, 414.38	296,060, 024.21		338,595, 382.67						
		222,293, 351.77	814,601, 659.45	386,422, 190.73		650,472, 820.49						
	4,109,80 4,839.32	1,615,77 2,330.10	1,249,72 1,236.14	687,763, 648.83		2,177,72 9,917.41	--	--	27,294,284. 99	4,264,45 5.86		--

3

12

1

1.	835,853,536.54			1,068,926,075.78	80,417,744.82	1,985,197,357.14
2.	5,121,756.75			131,087,342.53	1,356,756.96	137,565,856.24
1	5,121,756.75			35,156,456.57	1,356,756.96	41,634,970.28
2				95,930,885.96		95,930,885.96
3						
3.						
1						
4.	840,975,293.29		0.00	1,200,013,418.31	81,774,501.78	2,122,763,213.38
1.	63,207,802.51			424,395,847.71	44,657,766.17	532,261,416.39
2.	8,738,054.72		0.00	70,318,883.08	6,213,180.47	85,270,118.27
1	8,738,054.72			70,318,883.08	6,213,180.47	85,270,118.27
3.						
1						
4.	71,945,857.23		0.00	494,714,730.79	50,870,946.64	617,531,534.66
1.						
2.						

1					
3.					
1					
4.					
1.	769,029,436.06	0.00	705,298,687.52	30,903,555.14	1,505,231,678.72
2.	772,645,734.03	0.00	644,530,228.07	35,759,978.65	1,452,935,940.75

41.64%

2

	34,919,682.23	

13

	165,322,359.45	714,242,014.09		95,930,885.96	536,215,460.08
					247,418,027.50

14

1

	1,743,540.56				1,743,540.56
	966,571.36				966,571.36
Eco Trust Japan Co., Ltd.	24,679,520.04				24,679,520.04
Dynaudio Holding A/S	47,119,449.18				47,119,449.18

	15,115,644.52					15,115,644.52
AM3D A/S	8,831,473.29					8,831,473.29
	98,456,198.95					98,456,198.95

2**15**

	118,916,923.74	1,336,318.67	83,061,061.13		

2

	5,807,969.24	1,451,992.31	5,841,342.78	1,460,335.70

3

		121,489,138.67		130,353,335.63
		1,451,992.31		1,460,335.70

4

	2,634,252.20	2,688,608.07
	562,327,423.97	549,888,796.21
	1,088,659.98	5,042,325.87
	566,050,336.15	557,619,730.15

5

2017		44,167,555.89	
2018	67,746,675.58	67,746,675.58	
2019	8,666,964.10	8,666,964.10	
2020	186,899,596.66	186,899,596.66	
2021	242,408,003.98	242,408,003.98	
2022	56,606,183.65		
	562,327,423.97	549,888,796.21	--

17

	32,294,175.38	13,138,135.66

18**1**

	167,124,448.00	75,000,000.00
	731,795,513.73	868,284,782.85
	3,414,250,290.66	3,174,685,197.24
	4,313,170,252.39	4,117,969,980.09

2

0.00

19

	263,448,522.92	202,750,220.62

0.00

20**1**

	229,990,347.23	240,083,851.53
	119,977,686.38	141,036,585.35
	4,267,714,675.59	3,676,250,614.60

2 **1**

	28,358,380.93	
	27,626,432.50	
	15,496,329.72	
	71,481,143.15	--

21

1

1	60,573,008.50	36,330,417.89
1 2		
2 3		
3		
	60,573,008.50	36,330,417.89

2 **1**

3

22

1

	7,834,167.64	4,966,874.22
	276,478.80	7,157,154.72
	134,181.24	3,079,219.69
	89,454.17	

2 1

26

	508,206,628.43	415,852,597.63

27

1

	1,216,160,000.00	200,000,000.00
	326,969,580.47	537,159,243.11
	-508,206,628.43	-415,852,597.63
	1,034,922,952.04	321,306,645.48

2

			%					
					()	()	()	()
	2017 2 8	2019 12 27	2.90		15,000.00	101,616.00		
	2015 9 28	2017 9 28	2.90			20,000.00		20,000.00
	2016 4 15	2018 4 15	4.28		-	30,000.00		30,000.00

28

1

	756,051.07	2,254,358,579.36

2

	2,500,000,00	2014 12	6	2,500,000,000.0	2,254,358,5	12,320,826.	51,373,7	2,304,976,243		756,051.07
	0.00	12		0	79.36	50	14.71	.00		
					2,254,358,5	12,320,826.	51,373,7	2,304,976,243		
	--	--	--	0	79.36	50	14.71	.00		

2017 6 30	2017 5 23	2017 6 29	2017 7 10
	817,800		

4

29



30

		+ -					
	1,526,629,845.00			1,537,541,207.00	180,932,896.00	1,718,474,103.00	3,245,103,948.00

180,568,396.00

2016

364,500.00

2017 6 30

9,802

3.02%

A

5,320

2016 9 27

2017 9 26

B

4,482

2016 11 30

2017 11 29

31

1

[2014] 1247

2014 12 12

100

2,500.00

0.50%

0.70%

1.00%

1.60%

1.60%

1.60%

2015 6 11

2014

2015 6

12

26.43 /

26.33 /

2016 6 15

2015

2016 6 15

26.33 /

26.23 /

2017 4 28

2016

2017 4 28

26.23

/

13.04 /

2017 6 30

817,800

2015 6 3

2014

2017 6 30

20

2,004.00

2,000.00

2017 4 7

2017 5 19

A

002241

130%

2017 4 7

2017 4 27

26.23 /

130%

34.099 / 2017

4 28

2017 5 19

13.04 /

130% 16.952 /

2017 5

23

2017 5 23

2017 6 29

2017 6 30

817,800

2017 7 10

2

	95,110,091	409,511,432.99	85,521,020	0	180,568,396	409,377,197.27	62,715	134,235.72

32

	1,995,262,793.53	2,556,515,271.78	1,537,541,207.00	3,014,236,858.31
	1,930,015.64			1,930,015.64
	1,997,192,809.17	2,556,515,271.78		

	740,323,433.50			740,323,433.50
	740,323,433.50			740,323,433.50

10%

50%

35

	6,211,693,581.18		4,833,470,848.50
	6,211,693,581.18		4,833,470,848.50
	718,842,187.16		1,651,496,619.77
			120,612,435.19
	230,796,406.05		152,661,451.90
	6,699,739,362.29		6,211,693,581.18

- 1) 0.00
- 2) 0.00
- 3) 0.00
- 4) 0.00
- 5) 0.00

36

	9,565,749,144.55	7,415,808,020.91	6,305,562,179.77	4,847,113,957.73
	408,188,359.24	349,988,943.74	239,536,848.62	199,215,773.72
	9,973,937,503.79	7,765,796,964.65	6,545,099,028.39	5,046,329,731.45

37

	24,231,581.32	29,805,159.74
	10,534,780.59	12,842,461.97
	17,034,543.72	
	9,967,990.07	
	16,780.80	
	4,128,467.10	
	7,023,187.09	8,561,638.63
	3,483,268.85	4,279,111.57
	0.00	361,499.21
	76,420,599.54	55,849,871.12

38

	132,099,119.56	72,220,769.16
	38,693,478.98	27,586,239.76
	5,565,452.77	15,327,024.03
	10,348,757.15	9,264,486.98
	13,745,560.22	11,346,155.24
	8,136,635.42	4,142,979.51
	8,849,202.55	7,945,074.34
	4,109,920.68	3,612,784.79
	4,369,836.98	3,513,010.69
	91,822.19	8,696,504.04
	226,009,786.50	163,655,028.54

39

--	--	--

	536,215,460.08	361,450,807.83
	179,015,246.70	114,317,286.81
	22,621,590.11	16,556,231.45
	85,270,118.27	57,572,446.88
	65,049.25	24,512,726.33
	54,447,089.30	38,849,755.35
	16,546,713.75	12,161,817.15
	4,782,268.91	2,401,786.25
	4,412,641.71	3,385,251.42
	14,031,643.06	6,330,200.80
	11,740,949.29	8,833,703.59
	3,744,123.86	1,274,861.45
	12,443,822.18	13,013,352.64
	945,336,716.47	660,660,227.95

40

	154,046,613.96	152,424,344.53
	9,939,485.24	18,102,555.97
	4,264,455.86	8,979,747.02
	58,698,507.60	-26,586,532.13
	4,945,428.36	7,099,726.43
	203,486,608.82	105,855,235.84

41

	-19,011,497.36	3,941,726.90
	17,604,378.79	6,090,487.18
	-1,407,118.57	10,032,214.08

42

	5,112,315.96	-2,812,118.91

43

44

	101,310.18	615,472.96	101,310.18
	101,310.18	615,472.96	101,310.18
	75,358,458.88	58,793,082.56	75,358,458.88
	26,786,505.39	3,400,792.96	26,786,505.39
	102,246,274.45	62,809,348.48	102,246,274.45

								/
						2,333,333.33		
						2,781,749.99		
						35,000.00		
							18,000,000.00	

							100,000.00	
						375,000.00	750,000.00	
						426,732.56	426,732.56	
						455,000.00	556,900.00	
LED						325,000.00	325,000.00	
						40,000,000.00	215,000.00	
						20,000,000.00	22,000,000.00	
						2,300,000.00		
						5,251,000.00	15,600,000.00	
						28,000.00	408,750.00	
						1,047,643.00	410,700.00	
	--	--	--	--	--	75,358,458.88	58,793,082.56	--

2017 72 2017 4 26

4000

2017 1 2017 2017 3 22

2000

2017 97

2017 5 25 94.6

2017 18 2017 5 27 100

2017 9 2016

2017 6 30 43.5

2016 10 2016 2017 3 31

26.4465

45

	10,313,404.39	6,498,389.08	10,313,404.39
	10,313,404.39	6,498,389.08	10,313,404.39
	442,376.98	10,000.00	442,376.98
	10,755,781.37	6,508,389.08	10,755,781.37

46

1

	139,475,842.76	96,219,308.53
	8,855,853.57	-2,796,620.84
	148,331,696.33	93,422,687.69

2

	854,618,282.76
/	128,192,742.41
	8,484,352.12

	11,654,601.80
	148,331,696.33

47

33

48

1

	81,051,643.00	41,691,350.00
	26,917,684.80	9,061,926.67
	8,947,003.33	7,521,625.72
	28,972,506.37	951,734.51
	145,888,837.50	59,226,636.90

2

	367,759,208.10	149,097,094.17
	61,104,661.38	28,128,768.26
	49,817,157.70	27,586,239.76
	45,438,559.66	21,356,625.45
	5,565,452.77	15,327,024.03
	22,621,590.11	16,556,231.45
	32,730,989.71	17,676,356.04
	8,113,960.84	10,158,659.45
	8,892,189.59	6,014,571.04
	20,590,151.84	16,778,777.93
	18,208,210.08	5,672,384.82

	640,842,131.78	314,352,732.40
--	----------------	----------------

3

4

5

	1,394,913,103.18	223,587,070.64
	992,481.91	10,580,930.25

	-1,407,118.57	10,032,214.08
--	---------------	---------------

	2,993,000,818.84	3,212,727,834.75
	2,993,365,663.45	3,213,323,986.10

50

	624,548,076.28	
	624,548,076.28	--

51

1

			2,387,342,983.45
	336,296,166.17	6.7744	2,278,204,748.10
	45,974.67	7.7496	356,285.30
	394,554,144.00	0.060485	23,864,607.40
	318,056,502.00	0.005926	1,884,802.83
	353,925.30	0.86792	307,178.85
	9,025,639.00	0.2228	2,010,912.37
	161,369,728,801.56	0.000298	48,088,179.18
	26,945,080.00	0.801	21,583,009.08
	10,597,121.52	1.0421	11,043,260.34
			3,780,116,603.63
	547,342,944.25	6.7744	3,707,920,041.53
	218,329,678.00	0.060485	13,205,670.57
	584,437.00	0.005926	3,463.37
	442,387,000.00	0.000298	131,831.33
	16,880,465.00	0.801	13,521,252.47
	43,479,894.54	1.0421	45,310,398.10
	3,090.00	7.7496	23,946.26

			96,954,670.65
	115,186.00	6.7744	780,316.04
	162,953,470.00	0.060485	9,856,240.63
	141,712,260.00	0.005926	839,786.85
	13,230,742.00	0.2228	2,947,809.32
	219,555,550,838.28	0.000298	65,427,554.15
	3,167,955.00	0.801	2,537,531.96
	13,977,000.00	1.0421	14,565,431.70
			22,040,189.18
	1,315,493.67	6.7744	8,911,680.32
	208,197.81	7.7496	1,613,449.74
	137,862,089.00	0.060485	8,338,588.45
	0.00		0.00
	16,681.00	0.005926	98.85
	508,605.00	0.2228	113,317.19
	6,842,881,820.00	0.000298	2,039,178.78
	1,278,247.00	0.801	1,023,875.85
	0.00	1.0421	0.00
			1,547,851,127.52
	206,063,064.85	6.7744	1,395,953,626.52
	145,760,964.40	1.0421	151,897,501.00
			1,837,897,482.95
	250,658,195.56	6.7744	1,698,058,880.00
	665,771.80	7.7496	5,159,465.13
	156,758,478.42	0.060485	9,481,536.57
	0.00	0.86792	0.00
	164,389,679,724.15	0.000298	48,988,124.56
	19,343,824.00	0.801	15,494,403.02
	58,262,233.63	1.0421	60,715,073.67
			53,759,417.85
	4,550,721.87	6.7744	30,828,410.24
	0.00	0.060485	0.00
	20,541,318.00	0.005926	121,727.85

	21,887,803.25	1.0421	22,809,279.77
			58,974,065.72
	631,363.25	6.7744	4,277,107.20
	108,877,266.00	0.060485	6,585,441.43
	1,477,729.00	0.2228	329,238.02
	0.00	0.801	0.00
	6,752,164,353.01	0.000298	2,012,144.98
	43,921,057.56	1.0421	45,770,134.09
			8,206,628.43
	0.00	6.7744	0.00
	7,875,087.26	1.0421	8,206,628.43
			1,034,922,952.04
	150,000,000.00	6.7744	1,016,160,000.00

3

4

5

6

2

1

2

3

3

4

5

				100.00%		
--	--	--	--	---------	--	--

2

1

2017 6 Dynaudio Holding A/S 100%

94.90% 83% 2017 4

Dynaudio Holding A/S GoerTek Audio Technologies Aps 100% GoerTek Audio Technologies Aps
83% 100%

2

195,119.00

3

1

2

3

4

	/	/
--	---	---

5

6

7

8

4

5

6

1

1

2017 6 30

126

1

	--	--	--	--
	190,734,519.14			190,734,519.14
1				
2	190,734,519.14			190,734,519.14
3				
	--	--	--	--

2

2017 6 30 KOPN 3.71 /

5

1

/

					98,994.17
		62,218.87			47,002.50
		41,917,913.88			16,578,604.91
					251,362.16
		86,167.00			103,378.00
		585,174.40			170,636.00
		53,823.87			
		325,169.25			

/

		2,517,184.56	
			51,282.05
		20,734.85	

195,989.79

		8,297.14	0.00
--	--	----------	------

4

	101,616,000.00	2016 07 22	2017 07 07	
	20,323,200.00	2016 08 18	2017 08 06	
	15,581,120.00	2016 09 21	2017 03 13	
	15,581,120.00	2017 03 13	2017 09 13	
	10,161,600.00	2016 10 27	2017 04 03	
	10,161,600.00	2017 04 03	2017 10 03	
	27,097,600.00	2016 08 05	2017 07 22	
	33,872,000.00	2016 07 30	2017 07 09	
	35,479,270.09	2016 08 18	2017 08 04	
	2,366,633.19	2016 08 27	2017 08 04	
	14,615,868.74	2016 09 01	2017 08 04	
	11,270,635.19	2016 09 08	2017 08 04	
	10,785,992.79	2016 09 13	2017 08 04	
	67,744,000.00	2016 09 08	2017 09 01	
	67,744,000.00	2016 10 19	2017 09 01	
	67,744,000.00	2016 06 17	2017 06 16	
	20,162,687.43	2016 06 21	2017 06 16	
	4,693,601.38	2016 06 23	2017 06 16	
	24,237,689.42	2016 06 30	2017 06 16	
	17,295,141.77	2016 07 07	2017 06 16	
	135,488,000.00	2016 09 16	2017 03 01	
	508,080,000.00	2017 02 08	2019 12 27	
	508,080,000.00	2017 04 27	2019 12 27	
	101,616,000.00	2017 06 20	2018 06 15	
Dynaudio Holding A/S	61,996,800.00	2016 10 20	2017 10 19	
Dynaudio Holding A/S	46,497,600.00	2017 04 23	2018 04 06	

	200,000,000.00	2015 09 28	2017 09 28	
	92,794,002.71	2016 09 06	2017 09 06	
	9,755,136.00	2016 12 22	2017 12 21	

5

6

			400,000.00

7

	8,780,000.00	5,930,100.00

8

2017 01 24

72,730,000

0.55

2017

03 26

6

1

	2,509,868.23	25,098.68	1,508,824.36	15,088.24
	257,870.25	25,787.03	719,157.00	7,191.57
	3,000.00	300.00	3,000.00	150.00

	100,043.37	1,000.43		
			774,000.00	

2

	29,534,600.32	39,043,745.54
	49,126.04	514,519.71
	3,450.00	308,850.00
		106,079.81
		77,837.30
		28,238.40

7

8

1

2

3

4

5

1

2

1

1

2

5

Dynaudio Holding A/S

3

4

2

3

1

	2017 7 5		
	2017 8 2		

	8 17	2017		
--	------	------	--	--

2

3

4

1

1

2

2

3

1

2

4

	1,221,79 6.10	0.03%	1,221,79 6.10	100.00%	0.00					
	3,871,02 7,437.36	100.00%	51,385.0 89.07	1.33%	3,819,642 ,348.29	4,492,106, 821.85	100.00%	71,907,63 8.50	1.60%	4,420,199,1 83.35

1				
3		2,880,570,888.30	28,805,708.88	1.00%
4-6		321,793,594.39	16,089,679.72	5.00%
7-12		39,906,610.50	3,990,661.05	10.00%
1		3,242,271,093.19	48,886,049.65	1.51%
1 2		4,257,477.74	1,277,243.32	30.00%
		3,246,528,570.93	50,163,292.97	1.55%

			%
1			
3		453,168,567.50	
4-6		150,677,363.34	
7-12		15,371,116.98	
1		619,217,047.82	
1 2		4,060,022.51	
2 3			
3			
		623,277,070.33	

2

-20,522,549.43

0.00

3

4

1,289,477,074.49

33.31%

12,483,461.40

5

6

2

1

	1,080,827,481.86	100.00%	829,172,92	0.08%	1,079,998,308.94	964,122,519.34	100.00%	488,315.43	0.05%	963,634,203.91
	1,080,827,481.86	100.00%	829,172,92	0.08%	1,079,998,308.94	964,122,519.34	100.00%	488,315.43	0.05%	963,634,203.91

	7,481.86		92		,308.94	,519.34		3		3.91
--	----------	--	----	--	---------	---------	--	---	--	------

1			
3	6,115,705.89	61,157.06	1.00%
4-6	2,917,317.25	145,865.86	5.00%
7-12	1,769,500.00	176,950.00	10.00%
1	10,802,523.14	383,972.92	3.55%
1 2	1,004,000.00	301,200.00	30.00%
2 3	36,000.00	18,000.00	50.00%
3	126,000.00	126,000.00	100.00%
	11,968,523.14	829,172.92	6.93%

			%
1			
3	209,312,160.00		
4-6	205,885,538.43		
7-12	549,452,175.63		
1	964,649,874.06		
1 2	104,209,084.66		
2 3			
3			
	1,068,858,958.72		

7

8

3

	2,826,994,732.32		2,826,994,732.32	2,627,567,272.32		2,627,567,272.32
	87,139,346.15		87,139,346.15	88,139,211.85		88,139,211.85
	2,914,134,078.47		2,914,134,078.47	2,715,706,484.17		2,715,706,484.17

1

--	--	--

	97,980.97			97,980.97		

	88,139,211.85			-999,865.70						87,139,346.15	
	88,139,211.85			-999,865.70						87,139,346.15	

1

	-10,212,094.21	
	75,358,458.88	44
	26,344,128.41	

3

4

