

## GoerTek Inc.



002241

( )

2012 12 31

1.5

10

10

8

.....2

.....6

.....8

.....10

.....38

.....46

.....51

.....60

.....67

.....70

.....168

		( )
		( )
		( )
		( )
GNMC		Goertek Nikko MaChinery Co., Ltd
		- -
		A/D
MEMS		MEMS
		10 100
		2012 1 1 2012 12 31



			002241
	GoerTek Inc.		
	GoerTek		
	268		
	261031		
	268		
	261031		
	<a href="http://www.goertek.com">http://www.goertek.com</a>		
	<a href="mailto:ir@goertek.com">ir@goertek.com</a>		


---

	2001 06 25		370700228078705	370705729253432	72925343-2
	2012 05 07		370700228078705	370705729253432	72925343-2

	2012	2011		2010
	7,253,205,090.54	4,077,000,282.02	77.91%	2,644,667,519.52
	908,702,693.12	528,017,960.16	72.10%	276,452,510.48
	884,143,352.71	501,549,313.02	76.28%	258,356,329.85
	557,811,069.11	557,393,877.38	0.07%	321,385,206.74
/	1.10	0.70	57.14%	0.38
/	1.10	0.70	57.14%	0.38
%	21.51%	28.37%	-6.86%	24.64%
	2012	2011		2010
	9,381,804,651.33	5,568,397,057.82	68.48%	3,283,306,891.78
	5,157,129,463.96	2,086,039,405.28	147.22%	1,634,513,666.85

	2012	2011	2010	
	-2,203,357.07	-162,558.29	-89,523.88	
	26,607,000.00	30,542,600.00	17,203,800.00	
			3,340,992.12	
	5,354,420.82	800,868.44	365,954.53	
	4,949,346.16	4,671,169.22	2,649,774.04	
	249,377.18	41,093.79	75,268.10	
	24,559,340.41	26,468,647.14	18,096,180.63	--



2012

2012 3

232,077.89

205,596.19

102,489.99

65,060.41

2012

1

2012

MEMS

/

WiFi

2012

533

180

30

2

3  
" A

2012

26

2012

20%

2

2012

76.36%.

2012

158.05%

	2012	2011	
	7,053,833,687.88	3,999,739,168.68	76.36%
	199,371,402.66	77,261,113.34	158.05%
	<b>7,253,205,090.54</b>	<b>4,077,000,282.02</b>	77.91%

		2012	2011	
		124,014.72	116,821.09	6.16%
		124,299.39	115,010.57	8.08%
		5,420.12	5,135.45	5.54%

	4,784,264,930.77
	65.96%

5

1	1	2,066,044,734.92	28.48%
2	2	1,370,128,472.68	18.89%

3	3	491,151,069.60	6.77%
4	4	437,868,282.98	6.04%
5	5	419,072,370.59	5.78%
		4,784,264,930.77	65.96%

## 3

		2012		2011		
		4,151,696,131.63	79.01%	2,329,784,861.72	81.47%	75.41%
		488,767,225.96	9.30%	224,795,159.83	7.86%	119.42%
		614,495,470.49	11.69%	305,147,222.20	10.67%	118.03%

		2012		2011		
		3,222,736,814.11	77.03%	1,599,318,241.68	78.75%	101.51%
		438,195,559.24	10.47%			

---

2	2	134,363,996.23	3.16%
3	3	111,047,508.84	2.61%
4	4	90,030,880.67	2.11%
5			

---

4				
5				
6				
7				
8				
9				
10				
11				
12				
13				
14				
15				
16				
17				
18				
19				
20				
21				

22

32				
33				
34				
35				
36				
37				
38				
39				
40				
41				
42				
43				
44				
45				
46				
47				
48				
49				
50				
51				
52				
53				
54				
55				
56				
57				
58				
59				
60				
61				

62				
63				
64	CN PCT/CN2011/084889			
65				
66				
67				
68				
69				
70				
71				
72				
73				
74				
75				
76				
77				
78				
79				
80				
81				
82				
83				
84				
85				
86				
87				
88				
89				
90				
91				



---

123				
124				
125				
126				
127				
128				
129				

---

154				
155				
156				
157				
158				
159				
160				
161				
162				
163				

164

	6,842,236,622.97	4,071,763,793.97	68.04%
	6,284,425,553.86	3,514,369,916.59	78.82%
	557,811,069.11	557,393,877.38	0.07%
	699,389.47	183,713.04	280.70%
	2,055,961,859.35	1,462,930,491.78	40.54%
	-2,055,262,469.88	-1,462,746,778.74	40.51%
	7,227,590,450.26	2,936,943,345.90	146.09%
	5,072,934,433.36	1,668,868,877.99	203.97%
	2,154,656,016.90	1,268,074,467.91	69.92%
	650,604,133.48	351,771,574.73	84.95%

30%

55,781.11

0.07%

77.91%

70.68%

83.07%

88.56%

0.07%

205,526.25

40.51%

215,465.60

69.92%

92,491.82

55,781.11

2012

272,194.05

105.70%

2-4

109,480.29

--	--	--	--	--	--	--

	7,053,833,687.88	5,254,958,828.08	25.50%	76.36%	83.76%	-3.00%
	5,629,265,581.80	4,183,581,071.91	25.68%	94.72%	106.01%	-4.07%
	1,424,568,106.08	1,071,377,756.17	24.79%	28.47%	29.24%	-0.45%
	1,434,141,760.17	1,072,840,173.48	25.19%	65.48%	68.54%	-1.36%
	5,619,691,927.71	4,182,118,654.60	25.58%	79.37%	88.11%	-3.46%

1

1

	2012		2011			
	1,605,288,445.24	17.11%	999,907,023.84	17.96%	-0.85%	
	2,167,719,228.69	23.11%	1,072,916,352.06	19.27%	3.84%	2012 105.70% 2-4
	653,919,989.49	6.97%	470,483,098.57	8.45%	-1.48%	
	23,075,860.06	0.25%			0.25%	
	3,318,368,984.37	35.37%	1,899,225,948.51	34.11%	1.26%	
	782,775,597.34	8.34%	494,694,149.89	8.88%	-0.54%	

2



	43,000,000.00	0.46%	105,000,000.00	1.89%	-1.43%	
--	---------------	-------	----------------	-------	--------	--

1

2

16

500

6000

70

3

MEMS

LED

2012

1201

367

76

4

RF

5

ISO9001 2000      TS16949 2002

ISO14001 2004      OHSAS18001 1999      ISO/IECQC080000 2005

ISO14001:2004      OHSAS18001:2007      ISO9001 2008      ISO/IEC 17025:2005      TS16949:2009

1

1

2012	2011	
23,520,000.00	0	-
		%
		49%

2

1

	232,077.89
	102,489.99
	102,489.99
	0
	0
	0%

2012	3	22	232,077.89	2012	4	12
			42,912.90			

	( )	(1)	(2)	(%)(3) (2)/(1)						
		62,856	62,856	32,028.59	32,028.59	50.96%	2013 08 31	11,460.71		
		70,499	70,499	39,440.97	39,440.97	55.95%	2013 06 30	7,148.31		
		43,739	43,739	25,750.85	25,750.85	58.87%	2013 12 31	9,275.28		
		39,080	39,080	391.55	391.55	1.00%	2013 08 31	1,508.45		
		14,922	14,922	4,878.03	4,878.03	32.69%	2013 12 31			
	--	231,096	231,096	102,489.99	102,489.99	--	--	29,392.75	--	--
			981.89	0	0	0%				
	--		981.89	0	0	--	--		--	--
	--	231,096	232,077.89	102,489.99	102,489.99	--	--	29,392.75	--	--
				287,501		231,096				981.89

	2012 4 12				2012 4 1			
		9437.76				14916.01		
	16400.80		2158.33	4		42,912.90		
	2012 4 12				2012 11 2			
		60,000			6			
			2012 11 29					6
			70,000					

3

				2000	178,931,841.70	109,012,055.24	209,000,030.46	36,584,699.96	28,121,710.08
				5000	110,459,884.98	50,517,476.83	223,815,038.35	681,486.73	510,972.05
				3000	212,836,919.87	20,672,935.63	133,532,172.73	-12,445,402.70	-9,327,064.37
				12000	24,015,092.00	24,015,092.00	0.00	15,092.00	15,092.00
				500	30,774,577.14	291,455.60	63,500,000.00	1,154,089.52	1,140,410.65

							( )	( )	
				30	889,863.15	889,863.15	0.00	-419,784.75	-419,784.75
				20	1,032,724.69	1,032,724.69	0.00	-6,939,600.27	-6,939,600.27
			LED	100	2,057,613.61	-897,512.30	0.00	-16,530,814.20	-16,521,188.99
				50	8,495,657.96	8,012,575.43	12,455,552.78	-9,329,402.91	-9,166,979.35
				1	0.00	0.00	0.00	0.00	0.00
				50	1,137,347.46	1,046,278.49	4,423,370.00	-14,358,564.25	-14,358,564.25
				150	36,768,079.86	16,168,143.44	23,181,838.45	1,776,170.41	1,611,840.45
				12,100	1,443,562,260.87	1,030,241,607.49	1,590,711,638.73	202,518,290.38	174,550,176.58
				100	15,305,796.62	-4,217,825.09	18,877,358.52	66,514.09	64,522.21
				50	449,193.00	-5,613,254.08	0.00	-2,899,456.03	-2,899,456.03
				12000	57,658,137.69	47,093,591.96	6,806,105.15	-908,816.29	

			2012	-932
	Camera		2012	1.5
GNMC			2012	-59.39

**1**

		IDC	Gartner	NPD		2013
					9.38	2012
37%					2.1	2012
72%	1.08		57%			

**2**

		3D	LED	
				MEMS
DSP	3D	LED		

**3**

2013

1 2013

2 2013

3 2013

(4) 2013

MBA

(5) 2013

6

**4**

2012

232,077.89 2013

2

,

3

4

2008 1 1

15%

[2012]19



2

10					0
10					1.5
10					8
					848,016,733.00
					127,202,509.95
				2012	
988,126,956.29	2012		1,370,177,915.05		2,625,678,170.52
	1,487,447,473.24				
84,801.6733		10	1.5	2012	127,202,509.95
	1,242,975,405.10			2012	
84,801.6733	10	8	67,841.3386	2012	152,643.0119
			1,947,264,784.52		

3 3

2010

2010

37,579.1275

10

2

75,158,255.00

2010

37,579.1275

10

10

37,579.1275

75,158.255

2011

2012

2011

2012

2012 6 30

84,801.6733

10

2

169,603,346.60

2012

2012

84,801.6733

10

1.5

127,202,509.95

2012

84,801.6733

10

8

67,841.3386

152,643.0119

4

			%
2012	127,202,509.95	908,702,693.12	14.00%
2012	169,603,346.60	908,702,693.12	18.66%
2011	0.00	528,017,960.16	0%
2010	75,158,255.00	276,452,510.48	27.19%

2012

---

2012 03 22					
2012 03 22					
2012 03 27					
2012 04 05					
2012 04 08					
2012 04 12					

2012 06 12					
2012 06 12					
2012 06 12					
2012 06 12					
2012 06 15					
2012 06 16					
2012 06 20					
2012 06 20					
2012 06 20					
2012 06 20					
2012 06 20					
2012 06 20					
2012 06 20					
2012 06 20					
2012 06 22					
2012 06 22					
2012 06 27					
2012 06 29					
2012 07 05					
2012 07 07					

---

2012	10	05			
2012	10	11			
2012	10	17			

2012

[2013] 408A0002

2013 3 19

<http://www.cninfo.com.cn>

2012

1

2012

7

						(%)				
	66610	2,342.47							2012-4-13	<a href="http://www.cninfo.com.cn">http://www.cninfo.com.cn</a> 2012-018
		1,446.56							2012-4-13	<a href="http://www.cninfo.com.cn">http://www.cninfo.com.cn</a> 2012-020
		9,712.43							2012-4-13	<a href="http://www.cninfo.com.cn">http://www.cninfo.com.cn</a> 2012-019
	30800	9,939.50							2012-4-13	<a href="http://www.cninfo.com.cn">http://www.cninfo.com.cn</a> 2012-021
3	Nikko MaChinery Co., Ltd 100%	87.66		-59.39		0.05%			2012-7-24	<a href="http://www.cninfo.com.cn">http://www.cninfo.com.cn</a> 2012-038

						(%)				
	2250	3,072.61							2012-9-26	<a href="http://www.cninfo.com.cn">http://www.cninfo.com.cn</a> 2012-050
	30800	9,939.50							2012-9-26	<a href="http://www.cninfo.com.cn">http://www.cninfo.com.cn</a> 2012-051

1

[Redacted]								
[Redacted]	[Redacted]	[Redacted]	[Redacted]	[Redacted]	[Redacted]	[Redacted]	[Redacted]	[Redacted]
[Redacted]								
[Redacted]	[Redacted]	[Redacted]	[Redacted]	[Redacted]	[Redacted]	[Redacted]	[Redacted]	[Redacted]




	100
	3

2012

2013

www.cninfo.com.cn

2012-001		2012-01-04

2012-002		2012-01-04
2012-003		2012-01-31
2012-004		2012-02-09
2012-005		2012-02-14
2012-006		2012-02-14
2012-007	2011	2012-02-14
2012-008	2011	2012-02-14
2012-009	2011	2012-02-14
2012-010	2011	2012-02-14
2012-011	2011	2012-03-07
2012-012		2012-03-16
2012-013		2012-04-06
2012-014		2012-04-13
2012-015		2012-04-13
2012-016		2012-04-13
2012-017		2012-04-13
2012-018		2012-04-13
2012-019		2012-04-13
2012-020		2012-04-13
2012-021		2012-04-13
2012-022		2012-04-13
2012-023		2012-04-13
2012-024	2012	2012-04-13
2012-025	2012	2012-04-18
2012-026	2012	2012-04-27
2012-027	2012	2012-05-04
2012-028	2012	2012-05-15
2012-029	5%	2012-05-29
2012-030		2012-05-29
2012-031		2012-06-07
2012-032		2012-06-07
2012-033		2012-06-07
2012-034		2012-06-19
2012-035		2012-06-20
2012-036		2012-07-24
2012-037		2012-07-24
2012-038		2012-07-24
2012-039	2012	2012-07-24
2012-040	2012	2012-07-24

2012-041	2012	2012-08-10
2012-042	2012	2012-08-15
2012-043		2012-08-21
2012-044	2012	2012-08-21
2012-045	2012	2012-08-21
2012-046		2012-08-28
2012-047	2012	2012-08-31
2012-048	2012	2012-09-06
2012-049		2012-09-26
2012-050		2012-09-26
2012-051		2012-09-26
2012-052		2012-10-09
2012-053	2012	2012-10-23
2012-054		2012-10-27
2012-055		2012-10-31
2012-056		2012-11-03
2012-057		2012-11-13
2012-058		2012-11-13
2012-059		2012-11-13
2012-060	2012	2012-11-13
2012-061	2012	2012-11-23
2012-062		2012-11-28
2012-063	2012	2012-11-30
2012-064		2012-12-29
2012-065		2012-12-29

2012 8 19

19

19

2012 9 5

2012

		(%)							(%)
	206,820,000	27.52%	96,434,183			-4,352,625	92,081,558	298,901,558	35.25%
3	2,235,000	0.30%	96,434,183			-2,235,000	94,199,183	96,434,183	11.37%
			77,834,183			0	77,834,183	77,834,183	9.18%
	2,235,000	0.30%	18,600,000			-2,235,000	16,365,000	18,600,000	2.19%
5	204,585,000	27.22%				-2,117,625	-2,117,625	202,467,375	23.88%
	544,762,550	72.48%				4,352,625	4,352,625	549,115,175	64.75%
1	544,762,550	72.48%				4,352,625	4,352,625	549,115,175	64.75%
	751,582,550	100%	96,434,183				96,434,183	848,016,733	100.00%

1

2012 3 10 9,643.4183  
24.69 232,077.89 9,643.42  
222,434.47 2012 4 12 2013 4 11

50%

2

2012

2012 108

3

2012

2012 4 5

4

9,643.4183

2012



10			
		243,000,000	243,000,000
		39,900,000	39,900,000
		12,993,661	12,993,661
		9,945,483	9,945,483
		9,741,048	9,741,048
		9,340,299	9,340,299
		8,827,449	8,827,449
		8,644,363	8,644,363
		8,479,995	8,479,995
	-005L-FH002	7,371,424	7,371,424
10	10		
10			

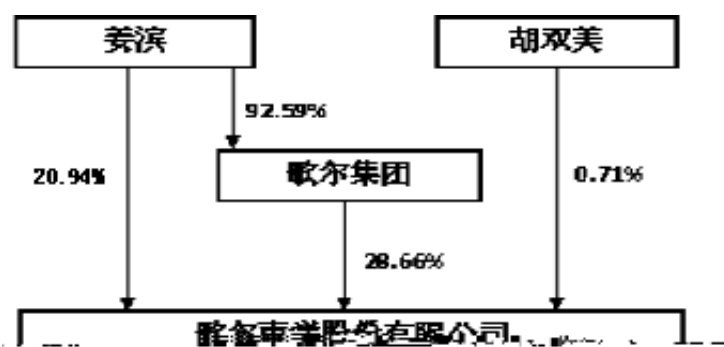
2

/							
		2001	04	24	72860842-2	2248	
	2012	2012			123,636.96	3,209.24	
	4860						

3

5		

10



4 10%

				47	2010 28	07 27	2013 27	07 27	183,600,0 00	6,000,000	177,600,0 0
				39	2010 28	07 27	2013 27	07 27	43,620,0 0	4,300,000	39,320,000
				50	2010 28	07 27	2013 27	07 27	6,640,000	1,660,000	4,980,000
				52	2010 28	07 27	2013 27	07 27	0		0
				48	2010 28	07 27	2013 27	07 27	0		0
				48	2010 28	07 27	2013 27	07 27	0		0
				47	2010 28	07 27	2013 27	07 27	0		0
				44	2010 28	07 27	2013 27	07 27	0		0
				38	2010 28	07 27	2013 27	07 27	1,950,000	467,500	1,482,500
				43	2010 28	07 27	2013 27	07 27	5,300,000	1,325,000	3,975,000
				39	2010 28	07 27	2013 27	07 27	0		0
				47	2010 28	07 27	2013 27	07 27	6,927,500	908,825	6,018,675
				39	2010 28	07 27	2013 27	07 27	5,428,600	1,315,258	4,113,342
				48	2010 28	07 27	2013 27	07 27	2,883,000	451,203	2,431,797
				42	2010 28	07 27	2013 27	07 27	3,840,000	940,903	2,899,097



2

/

MEMS

2003

2004

863 973

61

8

2001

20

2001

3

2003

2012

4 12

2003

20

2012 11 27

2006

ADI

20

2001

2008

Abbott Labs

PC-TEL RD

Fortemedia

2001

Southern Cross University

2001

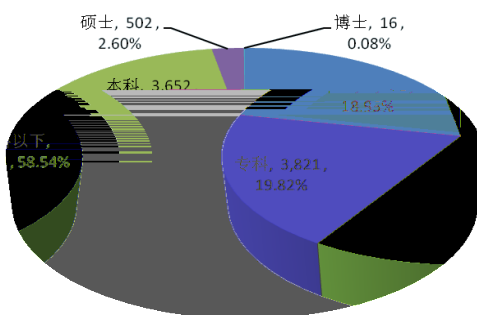
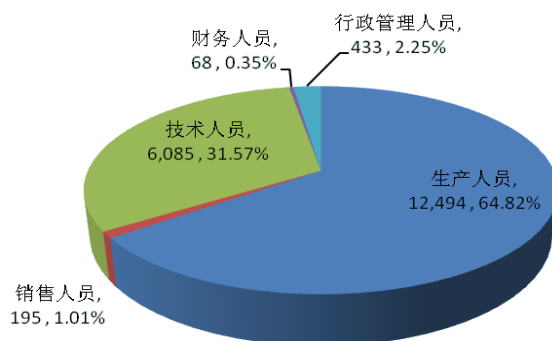
2012 4 12

			2013 01 01	2015 12 31	
			2013 01 01	2015 12 31	
			2013 01 01	2015 12 31	

		/	2012 10 29	2015 10 29	
			2012 12 18	2015 12 17	
			2010 11 11	2013 11 10	
		/	2010 05 18	2012 10 29	
		/	2011 07 01	2012 10 29	

			47		79.00		79.00
			39		37.00		37.00
			50		37.00		37.00
			52		8.00		8.00
			48		8.00		8.00
			48		8.00		8.00
			47		8.00		8.00
			44		8.00		8.00
			38		26.00		26.00
			43		17.00		17.00
			39		8.00		8.00
			47		33.92		33.92
			39		37.00		37.00
			48		37.00		37.00
			42		37.00		37.00
			37		37.00		37.00
			60		37.00		37.00
			47		24.00		24.00

			%
		12,494	64.82%
		195	1.01%
		6,085	31.57%
		68	0.35%
		433	2.25%
		19,275	100.00%
		11,284	58.54%
		3,821	19.82%
		3,652	18.95%
		502	2.60%
		16	0.08%
		19,275	100.00%



3

2012

IPD

MBA

4 2012 12 31

---

1		2007.9.24
2		2007.9.24
3		2007.9.24
4		2007.9.24
5		2007.9.24
6		2007.9.24
7		2007.10.15
8		2008.1.14
9		2008.1.14
10		2008.1.14
11		2008.1.14
12		2008.6.7
13		2008.6.7
14		2008.6.7
15		2008.6.7
16		2008.6.7
17		2008.10.16
18		2008.10.16

19

---

23		2008.10.29
24		2010.3.30
25		2012.1.4
26		2012.7.24
27		2012.11.9

1

2

3

4

5

6

7

[2012]37

2012 18

2012 8 14 2012

2012 9 5 2012

2012—2014

2012 8 21

<http://www.cninfo.com>

2012—2014

2012 10

[2012]88

2012 10 31

<http://www.cninfo.com>

2012-055

[2012]30

[2012]5

24

2011 12

**1**

2011					

1

	12	5	7	0	0	
	12	6	6	0	0	
	12	6	6	0	0	
	12	7	5	0	0	
						5

2

3

4



3

4

5

2012

1

2

2012

3

ERP

2012

4

2012

2012

2012

	2013	03 19
	2013	3 Ü

2012 12 31	
	2013 03 19
	2013 3 19 <a href="http://www.cninfo.com.cn">http://www.cninfo.com.cn</a> [2013] 408A0007

[2013] 408A0006

2012 12 31

2012

(1)

, (2)

2012 12 31

2012

1

	1,605,288,445.24	999,907,023.84
	6,229,026.60	11,533,341.62
	2,167,719,228.69	1,072,916,352.06
	130,416,304.15	94,145,712.61
	19,637,683.93	8,067,629.03
	653,919,989.49	470,483,098.57
		55,745.54
	4,583,210,678.10	2,657,108,903.27
	23,075,860.06	
	3,318,368,984.37	1,899,225,948.51
	782,775,597.34	494,694,149.89

390,223,905.70
62,282,501.01
2,710,111.92
55,333,022.60
6,818,514.92
2,911,288,154.55
5,568,397,057.82
1,925,658,884.80
76,945,828.11
1,011,759,301.45

	4,088,525,403.58	3,290,286,004.95
	43,000,000.00	105,000,000.00
	19,000,000.00	
	62,000,000.00	105,000,000.00
	4,150,525,403.58	3,395,286,004.95
	848,016,733.00	751,582,550.00
	2,639,814,901.65	401,333,494.77
	186,104,390.75	87,291,695.12
	1,487,447,473.24	847,160,822.35
	-4,254,034.68	-1,329,156.96
	5,157,129,463.96	2,086,039,405.28
	74,149,783.79	87,071,647.59
	5,231,279,247.75	2,173,111,052.87
	9,381,804,651.33	5,568,397,057.82

2


---

	878,368,262.69	265,891,000.46
	5,479,915.24	
	1,909,773,040.29	693,387,356.16

	2,043,975,240.63	1,257,980,011.83
	81,075,541.32	22,234,546.44
	1,221,107,068.80	718,488,710.91
	2,400,862.64	549,282.82
	101,971,359.60	38,739,055.87
	45,072,094.89	-30,685,629.73
		2,100,000.00
	5,057,402.20	1,993,384.56
	50,000,000.00	228,314,710.11
	3,550,659,570.08	2,239,714,072.81
	25,000,000.00	75,000,000.00
	19,000,000.00	
	44,000,000.00	75,000,000.00
	3,594,659,570.08	2,314,714,072.81
	848,016,733.00	751,582,550.00
	2,625,678,170.52	401,333,494.77
	186,104,390.75	87,291,695.12
	1,370,177,915.05	650,467,000.99
	5,029,977,209.32	1,890,674,740.88

---

	8,624,636,779.40	4,205,388,813.69

**3**

--	--	--

	1,072,793,803.41	634,627,060.96
	32,196,340.66	31,362,875.16
	2,438,276.91	181,965.01
	2,205,732.12	171,696.75
	1,102,551,867.16	

---

	80,530,290.53	59,725,813.89
	15,521,005.58	

	416,461,659.26	298,428,479.75
	84,798,911.68	58,298,595.45
	6,842,236,622.97	4,071,763,793.97
	5,065,724,831.55	2,767,167,888.25
	692,683,447.08	367,361,519.83
	196,642,454.65	183,544,542.87
	329,374,820.58	196,295,965.64
	6,284,425,553.86	3,514,369,916.59
	557,811,069.11	557,393,877.38
	699,389.47	183,713.04
	699,389.47	183,713.04
	2,031,565,271.35	1,462,930,491.78

	23,520,000.00	
	876,588.00	
	2,055,961,859.35	1,462,930,491.78
	-2,055,262,469.88	-1,462,746,778.74
	2,335,178,858.75	
	9,600,000.00	
	4,734,676,564.37	2,447,317,030.08
	157,735,027.14	489,626,315.82
	7,227,590,450.26	2,936,943,345.90
	4,671,578,523.75	1,078,889,287.65
	296,594,029.77	174,631,779.96
	24,600,665.34	16,106,720.22
	104,761,879.84	415,347,810.38
	5,072,934,433.36	1,668,868,877.99
	2,154,656,016.90	1,268,074,467.91
	-6,600,482.65	-10,949,991.82
	650,604,133.48	351,771,574.73
	907,020,810.87	555,249,236.14
	1,557,624,944.35	907,020,810.87

6

--	--	--

	4,866,755,036.06	2,455,603,929.03
	364,897,868.70	182,295,345.24
	72,276,447.14	45,891,599.70
	5,303,929,351.90	2,683,790,873.97
	4,095,371,179.53	1,823,314,039.86
	438,830,951.00	231,412,919.07
	109,603,588.88	103,860,281.63
	225,780,394.84	113,550,641.65
	4,869,586,114.25	2,272,137,882.21
	434,343,237.65	411,652,991.76
	196,033,104.47	81,788,776.92
	527,774.50	183,713.04
	1,328,865,610.00	11,300,000.00
	1,525,426,488.97	93,272,489.96
	1 989 079 468 72	1 314 640 728 11

	6,146,374,193.36	1,882,123,234.46
	3,181,519,277.94	688,233,137.66
	238,209,004.94	136,034,789.12
	70,411,888.81	198,315,888.38
	3,490,140,171.69	1,022,583,815.16
	2,656,234,021.67	859,539,419.30
	74,192.42	-4,050,287.60
	618,545,231.19	-70,716,573.59
	219,900,227.45	290,616,801.04
	838,445,458.64	219,900,227.45

	751,582,550.00	401,333,494.77			87,291,695.12		847,160,822.35	-1,329,156.96	87,071,647.59	2,173,111,052.87
	751,582,550.00	401,333,494.77			87,291,695.12		847,160,822.35	-1,329,156.96	87,071,647.59	2,173,111,052.87
	96,434,183.00	2,238,481,406.88			98,812,695.63		640,286,650.89	-2,924,877.72	-12,921,863.80	3,058,168,194.88
							908,702,693.12		16,215,532.67	924,918,225.79
								-2,924,877.72		-2,924,877.72
							908,702,693.12	-2,924,877.72	16,215,532.67	921,993,348.07
	96,434,183.00	2,224,344,675.75							9,600,000.00	2,330,378,858.75
1	96,434,183.00	2,224,344,675.75							9,600,000.00	2,330,378,858.75
2										
3										

1					98,812,695.63		-98,812,695.63			
2										
3							-169,603,346.60		-24,600,665.34	-194,204,011.94
4										
		14,136,731.13							-14,136,731.13	0.00
1										
2										
3										
4		14,136,731.13							-14,136,731.13	0.00
1										
2										



1										
2										
	751,582,550.00	401,333,494.77			87,291,695.12		847,160,822.35	-1,329,156.96	87,071,647.59	2,173,111,052.87

8

	751,582,550.00	401,333,494.77			87,291,695.12		650,467,000.99		1,890,674,740.88
	751,582,550.00	401,333,494.77			87,291,695.12		650,467,000.99		1,890,674,740.88
	96,434,183.00	2,224,344,675.75			98,812,695.63		719,710,914.06		3,139,302,468.44
							988,126,956.29		988,126,956.29
							988,126,956.29		988,126,956.29
	96,434,183.00	2,224,344,675.75							2,320,778,858.75

1	96,434,183.00	2,224,344,675.75						2,320,778,858.75
2								
3								
					98,812,695.63		-268,416,042.23	-169,603,346.60
1					98,812,695.63		-98,812,695.63	
2								
3							-169,603,346.60	-169,603,346.60
4								
1								
2								
3								
4								
1								
2								
	848,016,733.00	2,625,678,170.52			186,104,390.75		1,370,177,915.05	5,029,977,209.32

	375,791,275.00	777,124,769.77			47,494,587.66		367,451,288.84	1,567,861,921.27

	375,791,275.00	777,124,769.77			47,494,587.66		367,451,288.84	1,567,861,921.27

1								
2								
	751,582,550.00	401,333,494.77			87,291,695.12		650,467,000.99	1,890,674,740.88

1

2007 7 27

2008 613

A 3,000

18.78

2008 5 22

12,000

2008 7 22

2009 4 17

2008

2008 12 31

12,000

10 10

12,000

24,000

2010 2 26

2009

2009 12 31

24,000

10 5

12,000

36,000

2010 1255

2010 9 29

5

A 1,579.1275

33.01

50,621.998775

[2010] 90

37,579.1275

2010 12 13

2011 5 25

2010

2010 12 31

37,579.1275

10 10

37,579.1275

75,158.255

2012 108

10

A 9,643.4183

24.69

232,077.885875

[2012]408A14

84,801.6733

2012 5 7

2

3D LED

3

LED

4

268

5

MIC

SPK

2012 1 17

og@0 À o h Â c! oE`Ò<PÐp • \$R oB ´ Á

2

3

1 1 12 31

4

5

1

2

6

1

2

7

8

1

2

9

1

2

3

A

B

A

B

4

5

6

)

(

7

10

1

	100
	10%

2

1		
2		

	(%)	(%)
3 3	1%	1%
3	5%	5%
1 1	10%	10%
1 2	30%	30%
2 3	50%	50%
3	100%	100%

3


11

1

2

3

4

5

12

1

2

3

20%

50

20

20

4

24

9

6

13

24

14

1

2

3

---

	20-30	5% 10%	3%-4.75%
	10	5% 10%	9%-9.5%
	10	5% 10%	9%-9.5%
	5	5% 10%	18%-19%
	5	5% 10%	18%-19%

4

24

5

15

1

2

3

24

16

1

2

3

3

4

17

1

---

**2**

	40-50	

5

18

1

2

3

19

1

2

20

1

2

3

4

21

1

2

22

1

2

23

1

2

24

1

2

3

4

5

25

1

26

10%

2012

2012-2014

10%

30%

27

1

2

28

1

17%	15%	7%	3%	2%	1%	5%
17%	15%	7%	3%	2%	1%	5%
17%	25%	7%	3%	2%	1%	5%
17%	25%	7%	3%	2%	1%	5%
17%	25%	7%	3%	2%	1%	5%
17%	25%	5%	3%	2%	1%	5%
17%	25%	7%	3%	2%	1%	5%
3%	25%	7%	3%	2%		5%
3%	25%	7%	3%	2%	1%	5%
3%	25%	7%	3%	2%		5%
	13%					
	17.5%					
	28%					
	28%					

17%

38%

GNMC

38%

2

2009 6 3

[2009]88

2009

6 1 14%

17%

2006 9 14

[2006]139

2006 9 15

13%

17%

2012 7 1

[2000]155

[2002]116

[2012]19

504

3

2011 1 1

2013

12 31

15%

3

1

1

								(%)	(%)				
				2000		20,000,000.00	0.00	100%	100%				
				5000		50,000,000.00	0.00	100%	100%				
				3000		30,000,000.00	0.00	100%	100%				
				12000		14,400,000.00	0.00	60%	60%		9,606,036.80		
				500		5,000,000.00	0.00	100%	100%				
				30		12,741,111.09	0.00	100%	100%				
				20		19,900,135.50	0.00	100%	100%				

				100	LED	22,474,735.00	0.00	100%	100%				
				50		18,826,841.90	0.00	100%	100%				

2

								(%)	(%)				
				12,100		755,206,169.62		94.55%	94.55%		56,148,167.61		
				100		1,000,000.00		100%	100%				

				50		500,000.00		100%	100%				

3

								(%)	(%)				
				1		0.00		100%	100%				
				50		48,379,771.80		100%	100%				
				150		5,225,200.00		51%	51%	83,955,579.38			
Goertek Nikko MaChinery Co., Ltd				600		876,588.00		100%	100%				

2

3

2012 3

2012 5

GNMC 2012 12

--	--	--

1

:	--	--	188,661.31	--	--	311,947.44
	--	--	152,938.09	--	--	271,748.03
	1,515.00	6.2855	9,522.53	1,122.00	6.3009	7,069.61
	1,154.34	8.3176	9,601.34	445.14	8.1625	3,633.46
	221,211.00	0.073049	16,159.25	301,988.00	0.081103	24,492.13
	75,000.00	0.005868	440.10	75,000.00	0.005476	410.70
				21,968.00	0.2091	4,593.51
	--		1,557,436,283.04	--		906,708,863.43
	--		1,072,810,321.22	--		526,461,395.83
	71,678,620.86	6.2855	450,535,971.44	59,147,291.43	6.3009	372,681,171.46
	3,500,298.22	8.3176	29,114,080.47	464,038.11	8.1625	3,787,711.07
	37,137,068.00	0.073049	2,712,825.67	5,396,976.00	0.081103	437,710.94
	40,741,392.00	0.005868	239,070.49	18,244,087.00	0.005476	99,904.62
	330,635.00	0.81085	268,095.39	330,578.43	0.8107	267,999.93
	8,182,285.00	0.2146	1,755,918.36	14,217,932.00	0.2091	2,972,969.58
	--	--	47,663,500.89	--	--	92,886,212.97
	--	--	45,871,290.50	--	--	91,079,576.71
	285,134.10	6.2855	1,792,210.39	286,726.70	6.3009	1,806,636.26
	--	--	1,605,288,445.24	--	--	999,907,023.84

2

1

	5,976,634.31	8,013,172.96
	252,392.29	3,520,168.66
	6,229,026.60	11,533,341.62

2

3 /i20 Q y íµ#fX...Päd@ ó ñ[D

12,427,570.91

1	2012 11 28	2013 02 28	1,861,098.96		
2	2012 11 07	2013 02 06	909,520.63		
3	2012 07 19	2013 01 19	736,027.78		
4	2012 10 26	2013 01 16	734,052.15		
5	2012 10 30	2013 01 28	580,783.59		
	--	--	4,821,483.11	--	

3

1

--	--	--



6		2012-10-15	743,110.06		
---	--	------------	------------	--	--

3

5

5

4

				(%)
1		908,700,920.88	1	41.37
2		209,208,191.21	1	9.52
3		196,722,418.95	1	8.96
4		124,662,349.39	1	5.67
5		108,071,331.27	1	4.92
	--	1,547,365,211.70		<b>70.44</b>

5

			(%)
		6,514,616.53	0.30%

7

8

4

1


		(%)		(%)		(%)		(%)
1:	20,356,490.53	100%	718,806.60	3.53%	8,306,257.51	100%	238,628.48	2.87%

2

3

4

5 5

5

6

				(%)
1		14,393,629.28	1	70.71%
2		1,517,500.00	2	7.45%
3		497,737.00	2	2.45%
4		248,867.28	1	1.22%
5		100,000.00	1	0.49%
	--	16,757,733.56	--	82.32%

7

8

9

5

1



---

**3****5****5****6****1**

	181,803,955.12	1,700,567.83	180,103,387.29			

7

	(%)	(%)					
	49%	49%	57,658,137.69	10,564,545.73	47,093,591.96	6,806,105.15	-906,408.04

8

1

						(%)	(%)				
		23,520,00		23,075,86	23,075,86						
		0.00		0.06	0.06	49%	49%		0.00	0.00	0.00
	--	23,520,00		23,075,86	23,075,86	--	--	--	0.00	0.00	0.00
		0.00		0.06	0.06						

2

9

1

--	--	--	--	--	--

	<b>2,147,641,089.90</b>		<b>1,607,280,051.62</b>	<b>20,479,991.90</b>	<b>3,734,441,149.62</b>
	855,504,316.59		1,055,789,754.40		1,911,294,070.99
	1,081,107,252.90		491,849,422.64	12,782,347.94	1,560,174,327.60
	146,248,580.08		39,411,114.84	4,153,672.03	181,506,022.89
	53,116,736.13		17,543,735.43	2,514,627.93	68,145,843.63
	11,664,204.20		2,686,024.31	1,029,344.00	13,320,884.51
	<b>248,415,141.39</b>		<b>177,578,357.34</b>	<b>9,921,333.48</b>	<b>416,072,165.25</b>
	45,422,135.55		29,977,204.04		75,399,339.59
	153,866,191.70		121,000,756.21	5,358,217.49	269,508,730.42
	26,881,535.12		14,983,611.81	1,628,514.39	40,236,632.54
	16,014,959.44		9,712,744.34	2,008,192.00	23,719,511.78
	6,230,319.58		1,904,040.94	926,409.60	7,207,950.92
	<b>1,899,225,948.51</b>				<b>3,318,368,984.37</b>
	810,082,181.04				1,835,894,731.40
	927,241,061.20				1,290,665,597.18
	119,367,044.96				141,269,390.35
	37,101,776.69				44,426,331.85
	5,433,884.62				6,112,933.59
	<b>1,899,225,948.51</b>				<b>3,318,368,984.37</b>
	810,082,181.04				1,835,894,731.40
	927,241,061.20				1,290,665,597.18
	119,367,044.96				141,269,390.35
	37,101,776.69				44,426,331.85
	5,433,884.62				6,112,933.59

177,578,357.34

1,058,082,046.68

2

3

4

5

6

6#		2013 6
5#		2013 6
8#		2013 6
14#		2013 6
15#		2013 6
16#		2013 6
9#		2013 12
10#		2013 12
11#		2013 12

10

1

	21,580,063.64		21,580,063.64	4,866,830.65		4,866,830.65
9#				282,172,019.25		282,172,019.25
10#						

12#	18,813,840.53		18,813,840.53		
7#	37,441,711.01		37,441,711.01	25,780,025.60	25,780,025.60
8#	98,320,560.60		98,320,560.60	199,556.50	199,556.50
11#	193,099,556.23		193,099,556.23		
12#	2,483,592.74		2,483,592.74		
13#	29,435,441.79		29,435,441.79		
13#	33,409,302.54		33,409,302.54		
16#	36,178,630.45		36,178,630.45		
14#	37,938,065.98		37,938,065.98		
15#	4,862,611.56		4,862,611.56		
	226,652,010.52		226,652,010.52	170,547,327.67	170,547,327.67
	42,560,209.75		42,560,209.75	5,769,543.90	5,769,543.90
	<b>782,775,597.34</b>		<b>782,775,597.34</b>	<b>494,694,149.89</b>	<b>494,694,149.89</b>

2

		4,866,830.65	32,528,223.17	15,814,990.18	
9#	517,797,000.00	282,172,019.25	247,248,398.13	529,420,417.38	
10#	186,979,000.00	5,358,846.32	178,315,980.19	183,674,826.51	
11#	165,956,000.00		161,919,688.85	161,919,688.85	
12#	265,956,250.00		18,813,840.53		
7#	72,505,000.00	25,780,025.60	11,661,685.41		
8#	173,828,188.00	199,556.50	98,121,004.10		
11#	210,099,000.00		193,099,556.23		
12#	178,584,000.00		2,483,592.74		
13#	175,284,600.00		29,435,441.79		
13#	39,305,000.00		33,409,302.54		
16#	115,669,000.00		36,178,630.45		
14#	72,505,000.00		37,938,065.98		
15#	121,452,000.00		4,862,611.56		
		170,547,327.67	211,005,060.51	154,900,377.66	
		5,769,543.90	49,142,411.95	12,351,746.10	
		<b>494,694,149.89</b>	<b>1,346,163,494.13</b>	<b>1,058,082,046.68</b>	

		<b>494,694,149.89</b>	<b>1,346,163,494.13</b>	<b>1,058,082,046.68</b>	
--	--	-----------------------	-------------------------	-------------------------	--

	(%)				(%)	
			102,718.06	102,718.06		21,580,063.64
9#	102.24		30,521,928.49	22,367,021.06		
10#	98.23		2,920,618.06	2,874,488.35		
11#	97.57					
12#	7.07		144,759.90	144,759.90		18,813,840.53
7#	51.64					37,441,711.01
8#	56.56		2,813,537.17	2,813,537.17		98,320,560.60
11#	91.91		2,797,190.00	2,797,190.00		193,099,556.23
12#	1.39		12,103.13	12,103.13		2,483,592.74
13#	16.79		345,845.32	345,845.32		29,435,441.79
13#	85.00		448,895.76	448,895.76		33,409,302.54
16#	31.28					36,178,630.45
14#	52.32					37,938,065.98
15#	4.00					4,862,611.56
						226,652,010.52
						42,560,209.75
			<b>40,107,595.89</b>	<b>31,906,558.75</b>		<b>782,775,597.34</b>

3

11

1

---

	431,353,372.84	192,947,409.70		624,300,782.54
	131,888,539.52	102,964,291.75		234,852,831.27
	299,464,833.32	89,983,117.95		

13

	91,666.47		20,000.04		71,666.43	
	39,111.03		31,288.68		7,822.35	
	141,532.63	676,133.16	82,748.21		734,917.58	
	160,000.00		120,000.00		40,000.00	
	1,250,886.13	543,395.10	209,332.81		1,584,948.42	
	53,649,826.34	31,998,182.19	17,787,719.20		67,860,289.33	
	55,333,022.60	33,217,710.45	18,251,088.94		70,299,644.11	--

14

1

	4,857,464.48	3,032,906.86
	3,106,218.83	
	6,225,249.40	3,785,608.06
	14,188,932.71	6,818,514.92

	27,840,432.16	17,199,873.18
	27,840,432.16	17,199,873.18

2012		8,157,191.11	
2013	2,686,579.44	2,686,579.44	
2014	12,835,850.28	12,835,850.28	

2015	18,126,890.50	18,126,890.50	
2016	26,178,754.64	26,178,754.64	
2017	50,470,851.65		
	110,298,926.51	67,985,265.97	--

	29,598,879.74	16,348,729.39
	2,106,171.88	3,505,368.16
	12,424,875.32	
	41,501,662.67	25,237,387.07
	85,631,589.61	45,091,484.62



---

3	288,698.89	221,913.42

	5,009,451.63	10,618,842.14	8,313,781.51	7,314,512.26
	5,009,451.63	10,618,842.14	8,313,781.51	7,314,512.26
	69,870,672.29	791,717,548.76	709,009,072.29	152,579,148.76

0.00

7,314,512.26

0

0

2012 12

2012

2013 1 2

## 21

	-55,062,810.77	-40,783,939.24
	40,209.15	100,000.00
	65,695,570.25	-6,845,107.70
	988,409.08	499,499.02
	4,224,820.99	970,591.99
	1,810,637.57	415,967.99
	1,207,091.73	275,311.99
	2,033,263.38	1,665,485.52
	1,326,185.45	563,378.75
	212,611.22	-490,044.76
		136,469.67
	599,635.34	
	23,075,623.39	-43,492,386.77

## 22

		2,100,000.00
	159,462.32	

	159,462.32	2,100,000.00
--	------------	--------------

2013 3

23

1

1	6,970,456.64	3,027,607.51
1-2	77,090.00	758,810.98
2-3	27,826.57	90,278.32
3	1,740.61	31,437.06
	7,077,113.82	3,908,133.87

2

5 5

3

4

24

1

1	62,000,000.00	62,000,000.00
1		178,314,710.11
	62,000,000.00	240,314,710.11

2

---

	50,000,000.00	50,000,000.00
	12,000,000.00	12,000,000.00
	62,000,000.00	62,000,000.00

0.00

CFRfhQCWdc

2

				%				
	2010	06						
	30							

84,801.6733

2012 5 7

28

	399,403,479.13	2,238,481,406.88		2,637,884,886.01
	1,930,015.64			1,930,015.64
	401,333,494.77	2,238,481,406.88		

	7,053,833,687.88	3,999,739,168.68
	199,371,402.66	77,261,113.34
	5,382,882,450.73	2,932,597,613.04

2

	7,053,833,687.88	5,254,958,828.08	3,999,739,168.68	2,859,727,243.75
	7,053,833,687.88	5,254,958,828.08	3,999,739,168.68	2,859,727,243.75

3

	5,629,265,581.80	4,183,581,071.91	2,890,890,365.59	2,030,764,729.44
	1,424,568,106.08	1,071,377,756.17	1,108,848,803.09	828,962,514.31
	7,053,833,687.88	5,254,958,828.08	3,999,739,168.68	2,859,727,243.75

4

	1,434,141,760.17	1,072,840,173.48	866,647,000.01	636,554,491.73
	5,619,691,927.71	4,182,118,654.60	3,133,092,168.67	2,223,172,752.02

5	419,072,370.59	5.78
	<b>3,999,438,751.75</b>	<b>55.14</b>

32

	1,028,236.06	1,047,232.01	5%
	14,651,173.60	13,580,076.59	7% 5%
	6,287,581.10	5,820,032.82	3%
	4,193,714.79	3,880,521.87	2%
	2,091,943.55	355,449.60	1%
	28,252,649.10	24,683,312.89	--

33

	143,089,068.28	93,087,330.48
	143,089,068.28	93,087,330.48

34

	490,060,823.59	291,181,771.51
	<b>490,060,823.59</b>	<b>291,181,771.51</b>

35

	104,220,806.22	65,905,478.15
	15,742,015.99	8,026,490.94
	20,444,518.14	27,660,072.80
	11,311,896.84	5,174,159.72
	120,235,205.21	90,713,219.73

---

**36****1**

	-444,139.94	
	-444,139.94	

**2****3**

--	--	--

2

		8,000,000.00	
	2,060,000.00	7,810,000.00	
		6,500,000.00	
	2,393,000.00	2,123,400.00	
	4,596,200.00	822,900.00	
	600,000.00	200,000.00	
	960,200.00	461,800.00	
		197,000.00	
	15,997,600.00	4,427,500.00	
	<b>26,607,000.00</b>	<b>30,542,600.00</b>	--

39

	2,205,732.12	171,696.75	2,205,732.12
	2,205,732.12	171,696.75	2,205,732.12
	232,544.79	10,268.26	232,544.79
	2,438,276.91	181,965.01	2,438,276.91

40

	185,004,059.16	112,274,679.77
	-7,370,417.79	-2,533,838.68
	177,633,641.37	109,740,841.09

41

	P1	908,702,693.12	528,017,960.16

	F	24,559,340.41	26,468,647.14
	$P2=P1-F$	884,143,352.71	501,549,313.02
	P3		
	P4		
	S0	751,582,550.00	375,791,275.00
	S1		375,791,275.00
	Si	96,434,183.00	
	Mi	9	
	Sj		
	Mj		
	Sk		
	M0	12	12
	$S=S0+S1+Si*Mi/M0-Sj*$ $Mj/M0-Sk$	823,908,187.25	751,582,550.00
	X1		
	$X2=S+X1$		

	45,607,000.00
	29,156,705.39
	6,191,580.77
	3,843,625.52
	<b>84,798,911.68</b>

2

	136,447,107.81
	58,097,810.26
	24,931,743.23
	25,043,469.48
	37,105,368.23
	3,469,885.16
	9,688,163.04
	6,020,116.46
	2,167,948.59
	8,630,382.56
	4,274,404.52
	13,498,421.24
	329,374,820.58

3

4

5

-	148,184,591.92
	9,550,435.22
	<b>157,735,027.14</b>



<b>3</b>		
	1,557,624,944.35	907,020,810.87
	907,020,810.87	555,249,236.14
	<b>650,604,133.48</b>	<b>351,771,574.73</b>

2


	--	--
3	876,588.00	
4	1,041,866.00	
	2,778,687.60	
	4,356,609.40	
	6,093,431.00	
	--	--

3

	1,557,624,944.35	907,020,810.87
	188,661.31	311,947.44
	1,557,436,283.04	906,708,863.43
	1,557,624,944.35	907,020,810.87

1

							(%)	(%)		



--	--	--	--	--	--	--	--	--	--

4

		58309917-9
		57287569-7
		56406031-6
		56771726-4
		56570969-0

5

1

				%		%
			4,225,764.22	0.30%	2,092,500.00	0.43%
			256,410.26	0.01%		
			6,255,341.86	0.14%		
			676,133.16	0.05%		

				%		%
			4,436,159.12	0.06%		

			10,401.56	0.00%		
			5,044.90	0.00%		
			23,695.73	0.00%		

2 /

3

			2012-7-1	2012-12-31		472,414.10
			2012-7-1	2012-12-31		35,082.00
			2012-7-1	2012-12-31		27,055.00
			2012-7-1	2012-12-31		10,761.00

4

		70,000,000.00	2007 02 14	2015 02 13	
		50,000,000.00	2012 10 18	2013 10 18	
		5,000,000.00	2012 10 15	2013 10 14	
		100,000,000.00	2012 08 30	2013 08 30	
		90,000,000.00	2012 08 15	2013 08 14	

		50,000,000.00	2012 08 10	2013 08 10	
		50,000,000.00	2012 07 26	2013 07 26	
		140,000,000.00	2012 07 23	2013 07 22	
		15,000,000.00	2012 10 24	2013 04 18	
		20,000,000.00	2012 04 06	2013 04 05	
		8,000,000.00	2012 12 12	2013 03 09	
		9,666,336.00	2012 09 07	2013 03 06	
		22,400,000.00	2012 03 07	2013 02 26	
		7,600,000.00	2012 03 08	2013 02 26	
		20,000,000.00	2012 01 18	2013 01 17	
		11,200,000.00	2012 10 19	2013 01 16	
		2,850,000.00	2012 09 21	2012 12 19	
		7,800,000.00	2012 09 12	2012 12 09	
		11,000,000.00	2012 07 09	2012 10 05	
		7,700,000.00	2012 06 14	2012 09 10	
		100,000,000.00	2012 02 27	2012 08 24	
		8,000,000.00	2012 05 22	2012 08 17	
		10,000,000.00	2012 01 19	2012 07 17	
		8,000,000.00	2012 03 22	2012 06 18	
		3,000,000.00	2012 02 28	2012 05 25	
		5,000,000.00	2012 02 06	2012 05 05	
		10,000,000.00	2012 04 06	2013 04 05	
		12,000,000.00	2012 08 28	2013 02 22	
		50,000,000.00	2012 06 05	2013 06 04	
		20,000,000.00	2011 01 18	2012 01 17	
		30,000,000.00	2011 03 16	2012 03 15	
		30,000,000.00	2011 03 16	2012 02 15	
		20,000,000.00	2011 03 25	2012 03 24	
		50,000,000.00	2011 06 10	2012 06 09	
		5,000,000.00	2011 06 20	2012 06 19	
		25,000,000.00	2011 08 04	2012 08 03	
		70,000,000.00	2011 08 29	2012 02 24	
		30,000,000.00	2011 09 16	2012 09 15	
		5,000,000.00			

		10,000,000.00	2011	10	13	2012	01	11	
		9,000,000.00	2011	12	12	2012	12	11	

5

6

					%		%
				736,923.08	6.98%		
				2,010,715.84	0.13%		

7

6

		6,514,616.53	85,335.12		

		365,624.62	558,000.00
		3,125,436.37	

1

2

3,000

1

2

1

2

	1.50
	1.50

3

2 2012 6 6

, 4,800 ,

3 2012 6 18

3,000

4 2012 12 28

TRAVICE CO., LTD

400

5 2012 8 19

19

19

10

10

2012

1

2

3

4

5

6

7

3.	83,471.02	,		1,132.03	210,557.03
	83,471.02			1,132.03	210,557.03
	79,034.72				131,386.36

8

1

1

	(%)	(%)	(%)	

		(%)			(%)	
1						
	--	--	--	--	--	--
3	1,733,040,365.01	91.98	17,330,403.66	587,538,572.35	84.39%	5,875,385.73
3	147,253,743.83	7.81	7,362,687.19	105,950,142.23	15.22%	5,297,507.11
1	3,738,922.54	0.20	373,892.25	1,912,499.91	0.27%	191,249.99
1	1,884,033,031.38	99.99	25,066,983.10	695,401,214.50	99.9%	11,364,142.80
1 2	118,963.97					



2

1

		(%)		(%)		(%)		(%)
1:	17,070,942.73	12.72%	516,608.54	3.03%	4,612,869.68	5.12%	96,328.70	2.09%
2	117,169,391.23							

2

3

4

5

5

5

6

				(%)
1		50,411,885.22	1 ,1-2	37.55
2		27,704,083.48	1	



		19,900,13 5.50	12,452,63 7.50	7,447,498 .00	19,900,13 5.50	100%	100%				
		22,474,73 5.00	6,439,900 .00	16,034,83 5.00	22,474,73 5.00	100%	100%				
		18,826,84 1.90	1,057,995 .10	17,768,84 6.80	18,826,84 1.90	100%	100%				
		23,520,00 0.00	0.00	23,075,86 0.06	23,075,86 0.06	49%	49%				
	--	1,024,190 ,781.22	509,187,5 40.42	514,559,1 00.86	1,023,746 ,641.28	--	--				196,033,1 04.47

4

1

		5,566,102,498.14	2,511,392,428.99
		297,955,816.21	125,909,897.78
		5,864,058,314.35	2,637,302,326.77
		4,419,621,557.47	1,983,125,787.67

2

		5,566,102,498.14	4,212,594,308.04	2,511,392,428.99
		5,566,102,498.14	4,212,594,308.04	2,511,392,428.99
				1,883,080,100.69
				1,883,080,100.69

3

		4,362,869,954.88	3,240,575,606.25	1,694,151,646.01
				1,283,397,042.09



5,566,102,498.14

--

--

	219,900,227.45	290,616,801.04
	618,545,231.19	-70,716,573.59

**1**

	%		
	21.51%	1.10	1.10
	20.93%	1.07	1.07

**2**

(1)	605,381,421.40	60.54%	
232,077.89	2012 3 22		
(2)	1,107,568,072.43	101.70%	2-4
(3)	36,270,591.54	38.53%	
(4)	12,050,233.02	145.07%	
(5)	182,037,694.64	38.41%	
(6)	23,075,860.06		
2,352.00			
(7)	1,586,800,059.72	73.89%	
(8)	288,081,447.45	58.23%	
(9)	192,947,409.70	44.73 %	
(10)	7,370,417.79		

(11)	512,594,274.96	50.66%	
(12)	82,708,476.47	118.37 %	
(13)	66,568,010.16	2011	25%
	-4,349.24	2012	
(14)	178,314,710.11	74.20 %	
178,314,710.11			
(15)	62,000,000.00	59.05 %	6,200
(16)	19,000,000.00		1,900
(17)	3,176,204,808.52	77.91 %	
(18)	2,450,284,837.69	83.55 %	
(19)	50,001,737.80	53.71%	
(20)	198,879,052.08	68.30%	
(21)	29,521,985.48	32.54%	
(22)	5,336,976.87	52.79%	
(23)	2,256,311.90		
(24)	67,892,800.28	61.87%	

