

GoerTek Inc.



002241

§ 1	2
§ 2	3
§ 3	5
§ 4	7
§ 5	8
§ 6	18
§ 7	25
§ 8	100

§ 1

1.1

1.2

1.3

1.4

1.5

§ 2**2.1**

2.1.1

GoerTek Inc.

GoerTek

2.1.2

002241

2.1.3

268

268

261031

<http://www.goertek.com>ir@goertek.com

2.1.4

2.1.5

	268	268
	0536-8525688	0536-8525688
	0536-8525669	0536-8525669
	ir@goertek.com	ir@goertek.com

2.1.6

<http://www.cninfo.com.cn>

2.1.7

2001 6 25

2007 7 27

2010 3 30

370700228078705

370705729253432



2.2

2.2.1

	2,404,176,454.56	1,810,414,567.33	32.80%
	951,236,477.71	875,381,611.38	8.67%
	360,000,000.00	240,000,000.00	50.00%
/	2.64	3.65	-27.67%
	1 6		
	1,037,741,244.59	358,752,806.98	189.26%
	125,439,699.81	25,329,807.52	395.23%
	126,741,835.96	25,432,435.92	398.35%
	99,317,082.34	20,600,351.00	382.11%
	98,208,936.44	20,513,016.35	378.76%
/	0.28	0.06	366.67%
/	0.28	0.06	366.67%
%	10.88%	2.52%	8.36%
	40,781,184.15	30,229,734.93	34.90%
/	0.11	0.13	-15.38%

2.2.2

	-46,449.28	
	1,556,700.00	
	-208,114.57	
	-194,602.20	
	611.95	
	1,108,145.90	-

2.2.3

**§ 3****3.1**

2009

24,000

36,000

			+ -					



§ 4

4.1

		61,200,000	30,600,000	0	91,800,000	91,800,000	0	
		14,540,000	7,270,000	0	21,810,000	21,810,000	0	
		2,440,000	1,220,000	0	3,660,000	3,660,000	0	
		1,490,000	745,000	0	2,235,000	2,235,000		
		0	0	0	0	0	0	
		0	0	0	0	0	0	
		0	0	0	0	0	0	
		0	0	0	0	0	0	
		0	0	0	0	0	0	
		650,000	325,000	0	975,000	975,000	0	
		1,860,000	930,000	0	2,790,000	2,790,000	0	
		0	0	0	0	0	0	
		2,440,000	1,220,000	0	3,660,000	3,660,000	0	
		1,970,000	985,000	0	2,955,000	2,955,000	0	
		990,000	495,000	0	1,485,000	1,485,000	0	
		1,280,000	640,000	0	1,920,000	1,920,000	0	
		890,200	445,100	0	1,335,300	1,355,000	0	
		0	0	0	0	0	0	

4.2

2010 3 27



§ 5

5.1

5.1.1

2010

/

2010

103, 774. 12

9, 931. 71

189. 26% 382 11%

1

103, 774. 12

189. 26%

12, 543. 97

395. 23%

9, 931. 71

382 11%

0. 28

366. 67%

10. 88%

8. 35%

50%

2009

10

5

24, 000

36, 000

	2010 1-6	2009 1-6	
	1,037,741,244.59	358,752,806.98	189.26%
	125,439,699.81	25,329,807.52	395.23%
	126,741,835.96	25,432,435.92	398.35%
	99,317,082.34	20,600,351.00	382.11%
	0.28	0.06	366.67%
	10.88%	2.52%	8.36%
	2010 6-30	2009 12-31	
	2,404,176,454.56	1,810,414,567.33	32.80%
	951,236,477.71	875,381,611.38	8.67%
	360,000,000.00	240,000,000.00	50.00%



2

	101,874.81	77,415.38	24.01%	190.65%	187.72%	0.78%
	81,199.40	60,453.91	25.55%	131.66%	124.68%	2.32%
	20,675.41	16,961.47	17.96%			
	101,874.81	77,415.38	24.01%	190.65%	187.72%	0.78%

0.00

	15,794.20	8.38%
	86,080.61	320.37%
	101,874.81	190.65%

3

4

5

6

10%

5.1.2

1



	2010 6 30		2009 12 31		
	36,887.82	15.34%	43,055.87	23.78%	-14.33%
	51,799.23	21.55%	29,558.39	16.33%	75.24%
	31,474.07	13.09%	22,196.23	12.26%	41.80%
	71,739.97	29.84%	56,072.92	30.97%	27.94%
	27,882.33	11.60%	12,317.53	6.80%	126.36%
	10,592.40	4.41%	10,034.49	5.54%	5.56%
	2,471.52	1.03%	1,574.54	0.87%	56.97%
	7,570.31	3.15%	6,231.49	3.44%	21.48%
	240,417.65	100.00%	181,041.46	100.00%	32.80%

67,703.52 51,799.23 2009 75.24%
 87.70% 2009 198.84%
 31,474.07 2009 41.80%

	2010 6 30		2009 12 31		
	12,247.67	38.94%	9,266.15	41.75%	32.18%
	7,016.62	22.27%	5,090.67	22.93%	37.83%
	1,463.59	4.65%	1,419.03	6.39%	3.14%
	10,746.19	34.14%	6,420.38	28.93%	67.38%
	31,474.07	100.00%	22,196.23	100.00%	41.80%



	2010 6 30	2009 12 31	
	5,750.06	4,392.23	30.91%
	46,747.11	24,828.00	88.28%
	1,389.82	300.05	363.20%
	1,748.00	1,253.54	39.44%
	-3,276.01	89.36	-
	214.52	158.75	35.14%
	3,400.00		
	5,800.00	9,600.00	-39.58%
	138,915.93	87,353.14	59.03%

77, 142. 44 2009 65. 08%

5, 750. 06 46, 747. 11 1, 389. 82
 1, 748. 00 2009 30. 91% 88. 28% 363. 20% 39. 44%
 3, 276. 01

5.1.3

11, 914. 88 107. 85%
 12, 674. 18 398. 35% 10, 692. 01
 413. 18% 9, 931. 71 382. 11%

	2010 1 6	2009 1-6	
	103,774.12	35,875.28	189.26%
	79,089.23	27,592.78	186.63%
	24,684.90	8,282.50	198.04%
	13.48	48.30	-72.09%
	2,311.84	1,036.45	123.05%
	7,787.33	3,915.22	98.90%



	2010 1 6	2009 1-6	
	1,815.70	780.90	132.51%
	212.57	-31.35	-777.97%
	12,543.97	2,532.98	395.23%
" -"	12,674.18	2,543.24	398.35%
	1,982.18	459.75	331.14%
" -")	10,692.01	2,083.49	413.18%
	9,931.71	2,060.04	382.11%

5.1.4

	2010 1 6	2009 1-6	
	4,078.12	3,022.97	34.90%
	-35,484.27	-8,518.10	26,966.17
	27,372.34	-1,786.40	29,158.74
	-4,095.13	-7,284.99	

4,078.12

34.90%

189.26% "

"

155.86%

"

" 215.15% "

"

35,484.27

26,966.17

"

"

27,372.34

29,158.74

"

"

5.1.5

5.1.6

3,820



2010 6 30

97,452.22

33,568.75

2010

4,615.82

5.1.7

1

2

LED


3

4

5.1.8 2010 1-9

2010 1-9	50%		
2010 1-9		230.00%	260.00%
2009 1-9	55,428,136.66		
	2010 3		

5.2



,



2009 12 9

2009

52,127

2010 8 16

A

1.5

5.3

5.3.1

6

1 2010 1 19

<2009 >

<2009 >

<2009 >

2009

<2009 >

< 2009 >

< 2009 >

< >

<2009 >

2 2010 3 2

<2010 >

3 2010 3 27

< > <

>

4 2010 4 14

< 2010 > <



2010 >

5 2010 4 18

< >

6 2010 5 14

5.3.2

1 2010 2 26 2009

2010

2 2010 2 26 2009 24,000

10 1 2,400

10 5 12,000 2010

3 15

3 2010 3 18 2010

8

20,000

2010 8 10 [2010] SM/CN5

1.8 2

5.3.3

1
2010

2
2010

3
2010 3

5.4 " "

5.5 " "

§ 6**6.1****6.2**

2009		24,000		10
1	2,400		10	5
12,000			2010 3 15	
36,000				

6.3**6.3.1****6.3.2****6.3.3****6.4**



	2009-039	5,000.00	2010 03 16	5,000.00		1		
	2009-039	3,000.00	2010 04 01	3,000.00		1		
	2009-039	2,000.00	2010 05 14	2,000.00		1		
A1		0.00		A2		10,000.00		
A3		10,000.00		A4		10,000.00		
		2,000.00	2007 02 14	800.00		8		
		5,000.00	2007 05 31	5,000.00		8		
B1		0.00		B2		0.00		
B3		7,000.00		B4		5,800.00		
A1+B1		0.00		A2+B2		10,000.00		
A3+B3		17,000.00		A4+B4		15,800.00		
A4+B4					16.61%			
C					0.00			
70%					D			
50%					E			
C+D+E					0.00			

6.5

6.6



6.7

6.7.1

6.7.2

6.7.3

[2003] 56

[2005] 120

2010

1 2010

	10,000.00	2010 03 16	5,000.00		1
		2010 04 01	3,000.00		1
		2010 05 14	2,000.00		1

2009

2 2010 6 30 15800 16.61%

5800 10000 10.51%

3

1

2

1

2

3

4

6.7.5

2009

A

52,127

2009 12 10

<http://www.cninfo.com.cn/>

2010 8 16

A

6.7.6

2010 7 26

2010 7 28

2010



9

2010

2010 7 26

2010 7 11

2010 7 28

2010

2010

2010 8 9

6.7.7

6.7.8

1		
2		
3		
4	537,783.99	231,575.55
	537,783.99	231,575.55
5		



	537,783.99	231,575.55

6.8

2010	01	05		
2010	01	14		
2010	01	14		
2010	01	15		
2010	01	15		
2010	01	26		
2010	02	07		
2010	02	07		
2010	02	20		
2010	03	02		
2010	03	02		
2010	03	02		
2010	03	02		
2010	03	05		
2010	03	12		
2010	04	16		
2010	04	16		
2010	04	16		
2010	04	16		
2010	04	16		
2010	04	16		
2010	04	16		
2010	04	16		
2010	04	16		
2010	04	16		
2010	04	16		
2010	04	16		
2010	04	16		
2010	04	16		
2010	04	16		
2010	04	16		
2010	04	20		
2010	04	23		
2010	04	29		
2010	05	10		
2010	05	21		
2010	05	24		
2010	05	24		



2010	06	06				
2010	06	27				
2010	06	27				

6.9

:

2010 3 16

2010

A1009001000006

2010 A1009001000006

5000

2010 4 1

2010-033

3,000

2010 4 1

2011 4 1

2010 5 14

3770012010A100000400

370012010M100000400

2000 ,

6.10**6.11**

1	2010-001		2010.01.09	
2	2010-002		2010.01.21	
3	2010-003		2010.01.21	
4	2010-004	2009	2010.01.21	
5	2010-005	2009	2010.01.21	
6	2010-006	2009	2010.01.21	
7	2010-007	2009	2010.01.21	
8	2010-008	2009	2010.02.27	
9	2010-009		2010.02.27	



10	2010-010		2010 03 03	
11	2010-011	2010	2010 03 03	
12	2010-012	2009	2010 03 08	
13	2010-013	2010	2010 03 19	
14	2010-014	2010	2010 03 25	
15	2010-015		2010 03 30	
16	2010-016	2010	2010 04 15	
17	2010-017		2010 04 20	
18	2010-018		2010 05 15	
19	2010-019	2010 1-6	2010 06 26	

§ 7

7.1

--	--

7.2

7.2.1

2010 06 30

	368,878,161.32	90,536,191.06	430,558,678.61	294,319,293.53
	8,449,282.31	8,449,282.31	15,474,931.41	13,878,730.51
	517,992,325.45	296,211,759.18	295,583,882.48	165,792,506.16
	37,496,676.75	41,020,177.98	31,911,718.72	20,800,656.63
	20,790,523.47	9,527,655.83	5,979,264.93	16,802,629.88
	314,740,673.38	192,878,782.04	221,962,271.00	140,505,790.78



			5,100.00	
	1,268,347,642.68	638,623,848.40	1,001,475,847.15	652,099,607.49
		278,137,185.07		247,346,536.96
	717,399,675.59	429,096,047.74	560,729,160.43	300,591,500.63
	278,823,333.97	268,399,330.53	123,175,331.51	122,716,181.88
	105,924,024.48	66,499,589.99	100,344,869.99	68,036,669.12
	24,715,159.99	14,748,856.31	15,745,427.35	5,527,131.88
	2,710,111.92		2,710,111.92	
	2,550,231.21	340,000.00	3,134,763.99	400,000.00
	3,706,274.72	1,015,902.43	3,099,054.99	881,404.41
	1,135,828,811.88	1,058,236,912.07	808,938,720.18	745,499,424.88
	2,404,176,454.56	1,696,860,760.47	1,810,414,567.33	1,397,599,032.37
	771,424,404.97	403,240,053.08	467,312,196.14	330,419,624.28



	34,000,000.00	34,000,000.00		
	1,331,159,324.72	741,266,325.78		



	790,892,269.78	492,241,005.26	275,927,793.32	196,276,511.93
	134,790.57	99,036.88	483,007.48	458,032.48
	23,118,429.76	13,134,106.11	10,364,503.92	6,875,314.03
	77,873,344.09	55,094,038.92	39,152,211.64	23,973,626.81
	18,157,007.13	9,354,952.55	7,809,022.35	4,324,174.75
	2,125,703.45	813,483.01	-313,539.25	146,554.62
" -"				
" -"		33,502,621.70		
" -"				
" -"	125,439,699.81	114,119,538.83	25,329,807.52	29,152,234.92
	1,648,585.43	1,638,152.65	121,323.34	113,680.84
	346,449.28	336,638.28	18,694.94	18,694.94
" -"	126,741,835.96	115,421,053.20	25,432,435.92	29,247,220.82
	19,821,769.87	12,257,183.34	4,597,489.72	4,545,876.05
" -"	106,920,066.09	103,163,869.86	20,834,946.20	24,701,344.77
	99,317,082.34	103,163,869.86	20,600,351.00	24,701,344.77
	7,602,983.75		234,595.20	
	0.28	0.29	0.06	0.07
	0.28	0.29	0.06	0.07
	537,783.99		231,575.55	
	107,457,850.08	103,163,869.86	21,066,521.75	24,701,344.77
	99,854,866.33	103,163,869.86	20,831,926.55	24,701,344.77
	7,602,983.75		234,595.20	

7.2.3

2010 1-6

	859,625,698.21	509,571,099.34	335,975,129.67	226,576,768.96



	541,305,761.24	277,800,428.80	285,471,497.27	264,868,993.61
	81,205,571.93	72,106,673.53	2,469,054.70	586,194.03
	625,857,235.80	349,907,102.33	287,940,551.97	265,455,187.64
	241,193,552.41	205,000,000.00	214,589,759.26	180,758,620.80
	47,973,483.50	33,560,218.52	44,050,420.82	39,974,610.11
	8,669,765.20			
	62,966,843.43	62,966,843.43	47,164,397.34	32,822,618.02
	352,133,879.34	301,527,061.95	305,804,577.42	253,555,848.93
	273,723,356.46	48,380,040.38	-17,864,025.45	11,899,338.71
	-613,172.63	620,831.38	-34,682.98	-19,548.12
	-40,951,341.03	-191,299,963.85	-72,849,937.27	-44,067,307.60
	307,448,403.62	243,742,119.89	431,015,416.01	385,234,118.49
	266,497,062.59	52,442,156.04	358,165,478.74	341,166,810.89



7.2.4

2010 1-6

	240,000,000.00	406,696,057.02			26,573,450.79		202,566,851.04	-454,747.47	61,501,530.95	936,883,142.33
	240,000,000.00	406,696,057.02			26,573,450.79		202,566,851.04	-454,747.47	61,501,530.95	936,883,142.33
“_”	120,000,000.00	-120,000,000.00					75,317,082.34	537,783.99	2,279,121.18	78,133,987.51
							99,317,082.34		7,602,983.75	106,920,066.09
								537,783.99		537,783.99
							99,317,082.34	537,783.99	7,602,983.75	107,457,850.08
									3,345,902.63	3,345,902.63
1									3,345,902.63	3,345,902.63
2										
3										
							-24,000,000.00		-8,669,765.20	-32,669,765.20
1										
2										
3							-24,000,000.00		-8,669,765.20	-32,669,765.20
4										
	120,000,000.00	-120,000,000.00								
1	120,000,000.00	-120,000,000.00								
2										
3										



4										
1										
2										
	360,000,000.00	286,696,057.02			26,573,450.79		277,883,933.38	83,036.52	63,780,652.13	1,015,017,129.8

2009 1-6

	120,000,000.00	526,696,057.02			15,542,335.59		149,721,688.21	-287,773.00	62,917,279.95	874,589,587.77
	120,000,000.00	526,696,057.02			15,542,335.59		149,721,688.21	-287,773.00	62,917,279.95	874,589,587.77
“_”	120,000,000.00	-120,000,000.00					-15,399,649.00	231,575.55	234,595.20	-14,933,478.25
							20,600,351.00		234,595.20	20,834,946.20
								231,575.55		231,575.55
							20,600,351.00	231,575.55	234,595.20	21,066,521.75
1										
2										
3										
							-36,000,000.00			-36,000,000.00
1										
2										
3							-36,000,000.00			-36,000,000.00
4										
	120,000,000.00	-120,000,000.00								
1	120,000,000.00	-120,000,000.00								



2										
3										
4										
1										
2										
	240,000,000.00	406,696,057.02			15,542,335.59		134,322,039.21	-56,197.45	63,151,875.15	859,656,109.52

7.2.5

2010 1-6





3							-24,000,000.00	-24,000,000.00
4								
	120,000,000.00	-120,000,000.00						
1	120,000,000.00	-120,000,000.00						
2								
3								
4								
1								
2								
	360,000,000.00	286,696,057.02			26,573,450.79		282,324,926.88	955,594,434.69

2009 1-6

	120,000,000.00	526,696,057.02			15,542,335.59		139,881,020.26	802,119,412.87
	120,000,000.00	526,696,057.02			15,542,335.59		139,881,020.26	802,119,412.87
	120,000,000.00	-120,000,000.00					-11,298,655.23	-11,298,655.23
							24,701,344.77	24,701,344.77
							24,701,344.77	24,701,344.77
1								
2								
3								
							-36,000,000.00	-36,000,000.00
1								




2								
3							-36,000,000.00	-36,000,000.00
4								
	120,000,000.00	-120,000,000.00						
1	120,000,000.00	-120,000,000.00						
2								
3								
4								
1								
2								
	240,000,000.00	406,696,057.02			15,542,335.59		128,582,365.03	790,820,757.64

7.3

7.3.1


7.3.2

7.3.3




0


± 9



7



8



9




A

N

M


A



B

C

D



10





--	--

3		3	1%	1%
3			5%	5%
	1	1	10%	10%
1	2	2	30%	30%
2	3	3	50%	50%
3			100%	100%


11

--



1 N




12










13





--

14

(1)

--

(2)

	20-30	5% 10%	3% 4. 75%
	10	5% 10%	9% 9. 5%
	10	5% 10%	9% 9. 5%
	5	5% 10%	18% 19%
	5	5% 10%	18% 19%

--

--

" 2 "

" 2 "

15


" "


()




3

17







18




19






20




21




22





23



24




25

1

2

26

27



1

	17%	15%	7%	3%	1%	5%
	17%	15%	7%	3%	1%	5%
	17%	25%				5%
	3%	25%	7%	3%	1%	5%
	3%	25%	7%	3%		5%
	3%	20%	1%	3%		5%
		13%				
		28%				
		17.5%				
		28%				
		25%	7%	3%	1%	5%

2



						17%
	"	"		2009	6	3
[2009] 88					2009	6 1 14%
17%	2006	9	14			
[2006] 139					2006	9 15
13%	17%					
[2009] 12		"		"	505	2008
	2008	12	5		3	
		2008	1	1		15%
					2007	1 1
"	"			2009	9	
		25%		"	"	
						15%

1

				3, 820		3, 160
				50		50
				50		50



		(%)	(%)				
		82.72	82.72		5843.29		
		100	100				
		100	100				

2

				1		
				50		147.8
				150	LED	76.5

		(%)	(%)				
		100	100				
		100	100				
		51	51		534.77		

3

				500		500



				30		92.3
				20		22.1
				2000		2000

		(%)	(%)				
		100	100				
		100	100				
		100	100				
		100	100				

2

2010 5 14

2010 5 18

2000

370700200014096

LED



		19,992,648.86	-7,351.14
		19,992,648.86	-7,351.14

3

4

(1) 2010 4 7

2010 5 28

2010 6

(2) 2010 5 18

2009 12 31

2010 6 30

2010 1-6

2009 1-6

1

			128,696.89			181,108.99
			119,574.01			149,735.93
	318.00	6.7909	2,159.51	109.00	6.8282	744.27
	75,000.00	0.0057	430.05			



	100,148.30	0.8719	87,316.80	319,554.58	0.8804	281,361.42



		(%)		(%)
	471,305,474.03	89.66	6,919,988.58	1.47
	1,077,073.10	0.20	443,239.83	41.15
	53,303,323.14	10.14	330,316.41	0.62
	525,685,870.27	100.00	7,693,544.82	1.46

		(%)		(%)
	279,220,034.01	92.56	4,608,151.99	1.65
	2,353,025.76	0.78	1,104,340.64	46.93
	20,098,252.32	6.66	374,936.98	1.87
	301,671,312.09	100	6,087,429.61	2.02

2

			%	
	471,305,474.03	6,919,988.58	1.47	

3

		(%)		(%)
1 2	476,760.36	0.09	143,028.11	0.34
			1,040,649.57	312,194.87



				(%)
1		148,778,464.30	1	28.30
2		103,899,681.42	1	19.76
3		57,985,662.58	1	11.03
4		45,233,603.53	1	8.60
5		13,507,684.19	1	2.57
		369,405,096.02		70.27

7

	74.26%	2010
103,774.12	67,703.51	2-4

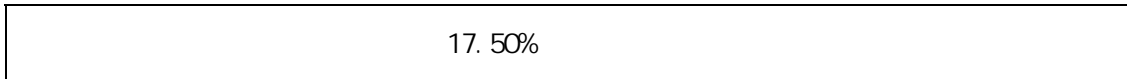
4

1

		(%)		(%)
1	35,363,911.59	94.31	29,628,211.52	92.84
1 2	1,678,929.21	4.48	1,627,075.12	5.10
2 3	248,645.95	0.66	248,645.95	0.78
3	205,190.00	0.55	407,786.13	1.28




4



5

1





			(%)		(%)		
1	2	589,311.09	2.78	39,223.98	368,259.71	5.81	110,477.91
2	3	12,500.00	0.06	7,500.00	329,100.00	5.19	164,550.00
3			0.00		15,492.5	0.24	15,492.5
		601,811.09	2.84	46,723.98	712,852.21	11.24	290,520.41

4 5%(5%)

5

--

6

				(%)
1		12,225,207.05	1 -	57.72
2		1,039,634.43	1	4.91
3		1,000,000.00	1	4.72
4		1,000,000.00	1	4.72
5		1,000,000.00	1	4.72
		16,264,841.48		76.79

7

234.01%

6

1

	123,415,618.74	938,870.13	122,476,748.61	93,281,473.26	619,983.88	92,661,489.38
	70,304,311.13	138,122.71	70,166,188.42	50,933,308.71	26,644.47	50,906,664.24
	14,635,874.44		14,635,874.44	14,190,342.35		14,190,342.35
	108,322,174.38	860,312.47	107,461,861.91	65,019,067.84	815,292.81	64,203,775.03
	316,677,978.69	1,937,305.31	314,740,673.38	223,424,192.16	1,461,921.16	221,962,271.00



2

	619,983.88	318,886.25			938,870.13
	26,644.47	163,129.49	51,651.25		138,122.71
	815,292.81	45,019.66			860,312.47
	1,461,921.16	527,035.40	51,651.25		1,937,305.31

3

41.73%
2010 6 30

7





	560,729,160.43			717,399,675.59
	272,926,372.02			270,332,848.31
	220,416,084.35			380,118,813.52
	52,779,531.27			44,673,385.28
	10,058,490.93			15,346,785.95
	4,548,681.86			6,927,842.53

2 25, 114, 235. 00

3

6#	27,838,740.39	831,800.40	27,006,939.99
	59,980,823.84	2,330,345.45	57,650,478.39

A



3#	7,764,434.01	529,494.09		7,234,939.92
	8,964,002.18	841,810.82		8,122,191.36
	97,288,844.32	7,575,029.68		89,713,814.64

5

28.05%

8

1

6#				350,575.94	350,575.94
7#	151,237,311.38		151,237,311.38	56,914,131.07	56,914,131.07
2#	16,055,653.99		16,055,653.99	11,354,467.60	11,354,467.60
4#	54,683,331.48		54,683,331.48	40,511,254.79	40,511,254.79
	20,704,868.08		20,704,868.08		
	22,198,209.04		22,198,209.04	13,209,914.81	13,209,914.81
	13,943,960.00		13,943,960.00	834,987.30	834,987.30
	278,823,333.97		278,823,333.97	123,175,331.51	123,175,331.51

2

6#		350,575.94		350,575.94	
7#		56,914,131.07	94,323,180.31		
2#		11,354,467.60	4,701,186.39		
4#		40,511,254.79	14,172,076.69		
			20,704,868.08		
		109,130,429.4	133,901,311.47		
		13,209,914.81	13,627,183.08	333,347.92	4,305,540.93
		834,987.30	13,108,972.70		
		14,044,902.11	26,736,155.78	333,347.92	4,305,540.93

123,175,331.51



	(%)						
6#							
7#			2,394,964.12	2,394,964.12	5.09%		151,237,311.38
2#			361,269.66	361,269.66	5.09%		16,055,653.99
4#			1,214,022.46	1,214,022.46	5.09%		54,683,331.48
			9,869.41	9,869.41	5.09%		20,704,868.08
			3,980,125.65	3,980,125.65			242,681,164.93
						/	22,198,209.04
						/	13,943,960.00
							36,142,169.04
			3,980,125.65	3,980,125.65			278,823,333.97

2010 6 30

3,980,125.65

9

1

	107,666,866.30	9,630,109.58		117,296,975.88
	37,520,347.62	9,630,109.58		47,150,457.20
	70,146,518.68			70,146,518.68
	7,321,996.31	4,050,955.09		11,372,951.40
	4,850,343.90	3,288,921.73		8,139,265.63
	2,471,652.41	762,033.36		3,233,685.77
	100,344,869.99			105,924,024.48
	32,670,003.72			39,011,191.57
	67,674,866.27			66,912,832.91
	100,344,869.99			105,924,024.48
	32,670,003.72			39,011,191.57
	67,674,866.27			66,912,832.91

4,050,955.09

8 94%



--

2

	15,745,427.35	17,940,067.54		8,970,334.90
				24,715,159.99

42.07%

28.62%

10

	1,743,540.56		1,743,540.56
	966,571.36		966,571.36
	2,710,111.92		2,710,111.92

11

1

	131,666.55		10,000.02	121,666.53
	1,335,600.20		284,388.96	1,051,211.24
	101,688.39		15,644.34	86,044.05
	278,081.26		69,520.26	208,561.00
	24,175.68		4,029.24	20,146.44
	350,000.00		150,000.00	200,000.00
	400,000.00		60,000.00	340,000.00
	156,362.97		15,901.32	140,461.65
		69,600.00		69,600.00
1#	357,188.94		44,648.64	312,540.30
	3,134,763.99	69,600.00	654,132.78	2,550,231.21

2

3	4
---	---

12

1



	1,545,446.57	1,173,310.07
	2,160,828.15	1,925,744.92
	3,706,274.72	3,099,054.99

13

	6,449,685.20	2,004,881.55	354,562.25		8,100,004.50
	1,461,921.16	527,035.40	51,651.25		1,937,305.31
	7,911,606.36	2,531,916.95	406,213.50		10,037,309.81

14

1

	109,229,851.89	27,312,800.00
	40,000,000.00	95,000,000.00
	13,442,333.08	5,419,624.28
	608,752,220.00	339,579,771.86
	771,424,404.97	467,312,196.14

2

--



--

3

57.81%

15

1

	57,500,579.10	43,922,294.66
	57,500,579.10	43,922,294.66

2

57,500,579.10

3

30.91%

16

1

1	464,964,582.02	240,481,602.13
1-2	406,227.61	6,707,619.82
2-3	1,115,193.98	683,850.10
3	985,054.42	406,929.39
	467,471,058.03	248,280,001.44

2

5% (5%)

3

88.28%

17



1

1	13,842,869.68	2,945,494.58
1-2	55,318.13	54,967.08
2-3		
3		
	13,898,187.81	3,000,461.66

2

5% 5%

18

1

	8,223,796.24	67,820,325.95	62,530,418.65	13,513,703.54
		11,088,762.88	11,088,762.88	
		6,979,354.22	6,979,354.22	
		2,637,399.69	2,637,399.69	
		3,566,363.84	3,566,363.84	



	11,443,092.30	5,535,763.43
	502,572.54	362,882.73
		7,200.00
	421,223.37	418,985.92
	321,134.09	310,558.15
	246,545.44	73,559.68
	-32,760,123.28	893,562.70

20

1

1	1,994,686.56	1,376,980.40
1-2	150,561.47	147,895.58
2-3		25,095.40
3		37,493.45
	2,145,248.03	1,587,464.83

2

5% 5%

3

36.20%

21 1

1 1

1	34,000,000.00	
1		
1		
	34,000,000.00	

2 1



	20,000,000.00	
	14,000,000.00	
	34,000,000.00	

3 1

				%				
	2009-5-13	2011-5-12		4.86		20,000,000.00		
	2009-6-4	2011-6-3		4.86		14,000,000.00		
						34,000,000.00		

22

1

		20,000,000.00
	58,000,000.00	76,000,000.00
	58,000,000.00	96,000,000.00

2

				%				
	2007-5-31	2015-2-14		5.94		50,000,000.00		50,000,000.00
	2009-5-13	2011-5-12		4.86				20,000,000.00
	2009-6-4	2011-6-3		4.86				14,000,000.00
	2007-2-14	2015-2-13		5.94		8,000,000.00		12,000,000.00
						58,000,000.00		96,000,000.00

23

1

		+				
	240,000,000.00			120,000,000.00	120,000,000.00	360,000,000.00



2

2010	2	26	2009	2009	12	31
24,000				10	5	12,000
			36,000			
			2010	20		

24

1

	404,766,041.38		120,000,000.00	284,766,041.38
	1,930,015.64			1,930,015.64
	406,696,057.02			286,696,057.02

2

120,000,000.00

25

	26,573,450.79			26,573,450.79
	26,573,450.79			26,573,450.79

26

	202,566,851.04	
+	-	
	202,566,851.04	
	99,317,082.34	
	24,000,000.00	0.10



	277,883,933.38	

27

1

	2010 1-6	2009 1-6
	1,037,741,244.59	358,752,806.98
:	1,018,748,074.01	350,506,895.41
	18,993,170.58	8,245,911.57
	790,892,269.78	275,927,793.32
:	774,153,829.11	269,066,661.78
	16,738,440.67	6,861,131.54

2

3

	2010 1-6		2009 1-6	
	811,993,993.56	604,539,104.08	350,506,895.41	269,066,661.78
	206,754,080.45	169,614,725.03		
	1,018,748,074.01	774,153,829.11	350,506,895.41	269,066,661.78

4

	2010 1-6		2009 1-6	
	157,942,010.42	116,682,350.49	145,733,554.46	109,022,435.66
	860,806,063.59	657,471,478.61	204,773,340.95	160,044,226.12
	1,018,748,074.01	774,153,829.11	350,506,895.41	269,066,661.78

5

1	259,140,062.28	24.97%
2	221,905,736.20	21.38%
3	113,795,913.33	10.97%
4	101,971,845.40	9.83%
5	42,136,598.32	4.06%



	738,950,155.53	71.21%
--	----------------	--------

6

189.26%	2010
---------	------

28

	2010 1-6	2009 1-6	
	30,755.97	252,259.31	7%
	13,181.13	108,111.13	3%
	4,393.72	36,037.04	1%
	86,459.75	86,600.00	5%
	134,790.57	483,007.48	

29

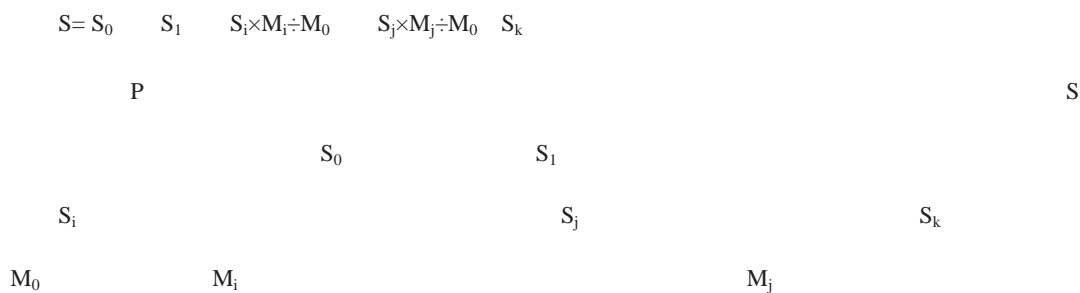
	2010 1-6	2009 1-6
	1,650,319.30	-323,984.75
	475,384.15	10,445.50
	2,125,703.45	-313,539.25

30



1





	2010 1-6	2009 1-6
	99,317,082.34	20,600,351.00
	240,000,000.00	120,000,000.00*1.5
	120,000,000.00	120,000,000.00*1.5
	6	6
	360,000,000.00	360,000,000.00
	0.28	0.06
	1,108,145.90	87,334.65
	98,208,936.44	20,687,685.65
	0.27	0.06

2010 3

34 —

2009 1-6

2009 1-6

0.09 0.09

$$2 = P_0 / (E_0 \cdot NP \div 2 \cdot E_i \times M_i \div M_0 - E_j \times M_j \div M_0 \pm E_k \times M_k \div M_0)$$

P0

NP

E0

Ei

Ej

M0

Mi

Mj

Ek

Mk



	2010 1-6	2009 1-6
	875,381,611.38	811,672,307.82
	99,317,082.34	20,600,351.00
	98,208,936.44	20,513,016.35
	24,000,000.00	36,000,000.00
	3	1
	6	6
	913,040,152.55	815,972,483.32
	918,486,079.60	815,928,816.00
	10.88%	2.52%
	10.69%	2.51%

34

	2010 1-6	2009 1-6
1		
2		
3		
4	537,783.99	231,575.55
	537,783.99	231,575.55
5		



	537,783.99	231,575.55

35

1

	2010 1-6	2009 1-6
	10,768,363.16	6,276,577.89
	6,115,401.71	2,285,521.01
	5,406,110.49	2,613,309.21
	5,400,104.25	1,372,534.97
	3,135,813.75	1,112,904.02
	3,060,491.21	1,860,891.60
	2,960,580.81	1,352,848.33
	2,652,962.71	1,599,860.13
	2,034,286.53	1,253,085.61
	462,110.06	446,761.47
	358,701.54	130,617.31
	199,471.35	446,356.62
		235,928.56
	42,554,397.57	20,987,196.73

36

1

	2010 1-6	2009 1-6
1		
	106,920,066.09	20,834,946.52
	2,125,703.45	-313,539.25
	25,114,235.00	18,325,208.80
	4,050,955.09	1,286,208.95
	654,132.78	685,042.47
" "	-	
" "	-	
" "	13,833,588.85	10,153,321.96



	2010 1-6	2009 1-6
" "	-	
" "	-607,219.73	54,369.00
" "	-	
" "	-93,253,786.53	-1,958,349.40
" "	-216,988,909.08	-26,623,778.11
" "	198,932,418.23	7,786,264.31
	40,781,184.15	30,229,734.93
2		
3		
	266,497,062.58	358,165,478.74
	307,448,403.62	431,015,416.01
	-40,951,341.03	-72,849,937.27

2

	266,497,062.58	307,448,403.62
	128,696.89	181,108.99
	266,368,365.69	307,267,294.63
	266,497,062.58	307,448,403.62

1



1

		(%)	(%)		
	2,248	33.75	33.75		72860842-2

2

		(%)	(%)	
	50	100	100	79066405-4
	50	100	100	77718267-5
	3,820	82.72	82.72	76871079-8
	50	51	51	72863230-X
	500	100	100	66452985-5
	30	100	100	
	50	100	100	
	1	100	100	
	20	100	100	
	2000	100	100	55524683-X

2

1



		58,000,000.00	2007 2 14	2015 2 13	
		390,000,000.00	2009 1 9	2010 8 25	
		270,000,000.00	2009 8 21	2010 12 31	
		718,000,000.00			

2

3

1

7, 000

8

2007 2

14 2015 2 13

5, 800

2 2009 11 3 2009

		5,000	2010 3 16	2011 3 21	
		3,000	2010 4 1	2011 4 1	
		2,000	2010 5 14	2011 5 14	
		10, 000			

1




2

1

2

3



1

2010 3 18 2010

20,000

2010 8 10

[2010] SMICN5

1.8

2

2

2009 12 9 2009

2010 8 16

A

,

2

3



4

5

6

7

1.					
2					
3	22,883.45			567.90	56,707.21
4					
5					
	8,876.94				20,976.63

1

1

		(%)		(%)
	252,025,244.88	83.72	4,229,486.09	1.68
	743,629.04	0.25	337,659.26	45.41
	48,281,761.27	16.04	271,730.66	0.56
	301,050,635.19	100	4,838,876.01	1.61



		(%)



7 76.87%
65,135.35 149% 2-4

2

1

		(%)		(%)
	6,942,220.49	72.07	69,422.20	1.00
	8,119.00	0.08	4,185.70	51.55
	2,682,369.94	27.85	31,445.70	1.17
	9,632,709.43	100.00	105,053.60	1.09

		(%)		(%)
	12,768,944.35	75.64		
	2,290,139.59	13.57	22,901.40	0.06
	115,961.00	0.69	35,288.30	30.43
	1,707,239.03	10.10	21,464.39	1.26
	16,882,283.97	100.00	79,654.09	

2

3

	4,902,586.06	49,025.86	1.00%	
	1,039,634.43	10,396.34	1.00%	



	1,000,000.00	10,000.00	1.00%	
	6,942,220.49	69,422.20		

4

					(%)	
1	2		(%)			
		113,461.00	0.67	34,038.30		
2	3	2,500.00	0.02	1,250.00	8,119.00	0.08
		115,961.00	0.69	35,288.30	8,119.00	0.08

5

5% 5%

6

1		4,902,586.06	1	50.90%
2		1,039,634.43	1	10.79%
3		1,000,000.00	1	10.38%
4		406,765.00	1	4.22%
5		296,000.00	1	3.07%
		7,644,985.49		79.36%

7

70.82%

3

1		-2,081,164.66	-2,081,164.66		-2,081,164.66
2		97,980.97	97,980.97		97,980.97
3		58,651,469.62	224,436,169.62		224,436,169.62
4		500,000.00	1,741,900.00	3,483,300.00	5,225,200.00
5		5,000,000.00	5,000,000.00		5,000,000.00



6			2,926,252.50	6,534,597.73	1,709,402.11	8,243,999.84
7			131,392.80	10,108,355.80	4,232,606.00	14,340,961.80
8			3,330,586.00			
9			1,508,697.50	1,508,697.50	1,365,340.00	2,874,037.50
10			20,000,000.00		20,000,000.00	20,000,000.00
			90,065,214.73	247,346,536.96	30,790,648.11	278,137,185.07

	(%)	(%)				
	100.00	100.00				
	100.00	100.00				
	82.72	82.72				33,502,621.70
	51.00	51.00				
	100.00	100.00				
	100.00	100.00				
	100.00	100.00				
	100.00	100.00				
	100.00	100.00				
						33,502,621.70

4

1

	2010	1-6	2009	1-6
		635,775,777.73		253,766,104.96
		15,577,762.13		7,440,344.58
		651,353,539.86		261,206,449.54
		478,553,317.39		190,265,853.63
		13,687,687.87		6,010,658.30
		492,241,005.26		196,276,511.93

2



3

	432,755,517.59	311,987,580.58	253,766,104.96	190,265,853.63
	203,020,260.14	166,565,736.81		
	635,775,777.73	478,553,317.39	253,766,104.96	190,265,853.63

4

	209,405,192.30	154,659,292.05	138,956,199.33	105,541,267.25
	426,370,585.43	323,894,025.34	114,809,905.63	84,724,586.38
	635,775,777.73	478,553,317.39	253,766,104.96	190,265,853.63

5

1	259,140,062.28	39.78%
2	113,795,913.33	17.47%
3	42,136,598.32	6.47%
4	34,183,643.15	5.25%
5	23,014,059.22	3.53%
	472,270,276.30	72.51%

5

1

	33,502,621.70	



	33,502,621.70	

2

	33,502,621.70		2009

6

1		
	103,163,869.86	24,701,344.77
	813,483.01	146,554.62
	2,465,975.14	7,570,481.61
	353,265.81	505,899.66
	60,000.00	60,000.00
	" "	
	" "	
	" "	
	7,177,903.71	6,157,568.42
	-33,502,621.70	
	-134,498.02	136,809.73
	" "	
	-52,372,991.26	1,973,595.82
	-124,989,804.82	-34,790,672.96
	148,877,771.40	12,174,129.61
	51,912,353.13	18,635,711.28
2		



	-208,114.57	52,628.40
	1,302,136.15	102,628.40
	194,602.20	14,628.20
	1,107,533.95	88,000.20
	-611.95	665.55
	1,108,145.90	87,334.65

2

1

2

3

	10.88%	0.28	0.28
	10.69%	0.27	0.27



§ 8

8.1

8.2

8.3

8.4